
Alaska Court System

Annual Statistical Report 2011



This informational report is provided as a public service by the

Office of the Administrative Director

Alaska Court System

303 K Street

Anchorage, Alaska 99501

907-264-0548

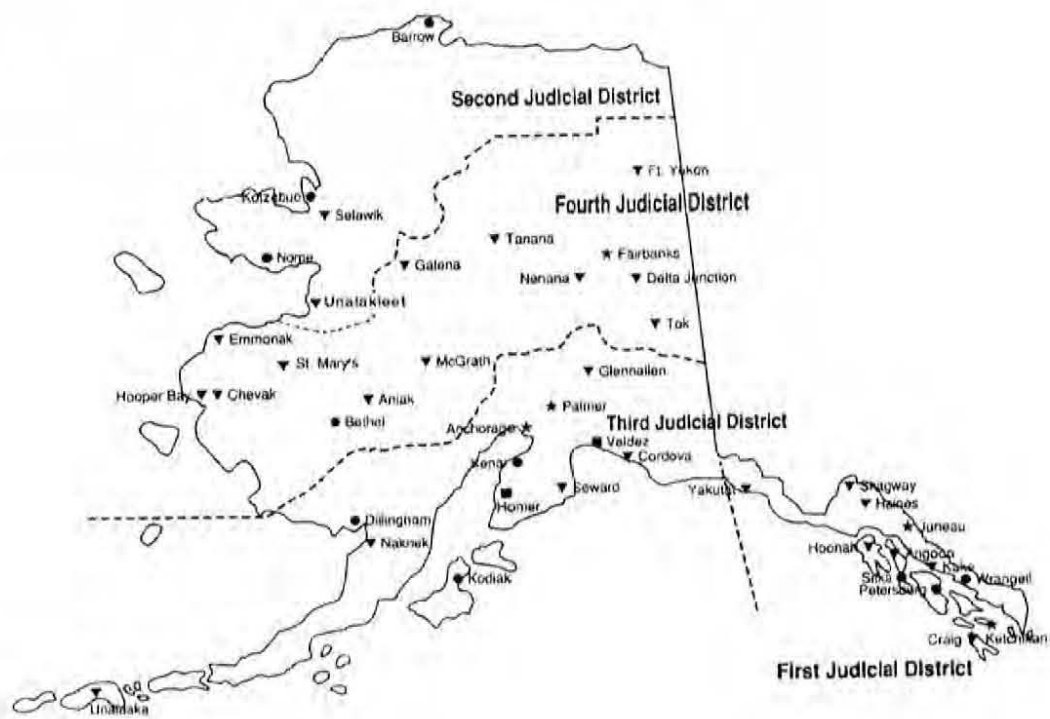
<http://courts.alaska.gov/reports/annualrep-fy11.pdf>

Published by the Alaska Court System

(3/2012)

ALASKA COURT LOCATIONS

- ★ Superior and District Courts
- Superior Court Locations
- District Court Locations
- ▼ Magistrate Locations





CHRISTINE E. JOHNSON
Administrative Director

Alaska Court System

303 K STREET
ANCHORAGE, ALASKA
99501

(907) 264-0548
FAX (907) 264-0881

A MESSAGE FROM THE ADMINISTRATIVE DIRECTOR

I am pleased to transmit the Alaska Court System's Annual Statistical Report for fiscal year 2011.

To make the information more accessible and reduce printing and mailing costs, the court's annual statistical reports are now available online:
<http://www.courts.alaska.gov>

We appreciate the resources provided by the Alaska Legislature to accomplish our mission. The Alaska Court System remains committed to providing a responsive, efficient and accessible forum for the just resolution of all cases that come before the courts.

Very Truly Yours,

A handwritten signature in black ink, appearing to read "Christine E. Johnson".

Christine E. Johnson
Administrative Director



**Alaska Court System
Annual Statistical Report
2011**

Table of Contents

Alaska Supreme Court	
Narrative.....	1
Tables	3
Alaska Court of Appeals	
Narrative.....	9
Tables	11
Statewide Trial Courts	
Narrative.....	17
Tables	19
Superior Court Activity	
All Case Types	21
Felony	35
Probate.....	45
Domestic Relations	51
General Civil.....	59
CINA/Delinquency.....	69
District Court Activity	
All Case Types	75
Misdemeanor	93
Felony Filings in District Court.....	103
Small Claims	105
Domestic Violence	111
General Civil.....	115
Minor Offense.....	123
Other Activity	
Population Trends	129
Distribution of Population, Police, and Lawyers	131
Authorized Judicial Positions.....	133
Authorized Non-judicial Positions.....	135
Operating Costs	137
Distribution of Pop., Costs, Judicial Positions, Filings & Dispositions	139
Filings per Judicial Position	141
Dispositions per Judicial Position	143

Alaska Supreme Court



SUPREME COURT ACTIVITY

Filings: During FY11, 448 cases were filed in the supreme court. Appeal filings increased by 38 percent from the previous year, while petitions for hearing were up 15 percent and petitions for review were up 27 percent. The category that includes bar matters, federal certification matters, and original applications decreased by 24 percent. **For details about filings in various categories of cases from FY07 through FY11, see page 3.**

Dispositions: The supreme court disposed of 375 cases in FY11, a 3 percent increase from FY10. The court issued 82 full opinions, 21 MO&Js, and two published orders. **For details about dispositions by case type in FY11, see page 6. For comparisons of dispositions by case type from FY07 through FY11, see page 3.**

Pending Caseload: On June 30, 2011, 413 cases were pending, a 21 percent increase from the end of FY10. Sixty-two percent of these pending cases were at a stage prior to submission to the court (filing pending, awaiting settlement conference, awaiting record or transcripts, awaiting briefs, awaiting argument or conference, or awaiting response to a petition). Four percent were stayed or were awaiting rehearing or record return prior to closing, and the remaining 34 percent were under advisement (submitted to the court but awaiting circulation of a draft opinion, publication of an opinion, or decision on a petition). **For a comparison of cases pending at year's end according to case type from FY07 through FY11, see page 3. For the status of cases pending at the end of FY11 according to case type, see page 7.**

Time Required for Disposition of Cases: In fifty percent of appeals decided by opinion or MO&J, the time from submission (usually the date of oral argument or conference on the briefs) to publication of a decision was 5.4 months or less. Fifty percent of petitions, bar matters, and original applications were completed (from opening to closing) in 2.6 months or less. **Additional information about time to disposition can be found at page 8.**

This page deliberately left blank

ALASKA SUPREME COURT
Case Filings & Dispositions - Fiscal Years 2007 - 2011

	FY07	FY08	FY09	FY10	FY11
FILINGS					
Civil Appeals	221	212	222	186	256
Petitions for Hearing	101	82	88	85	98
Petitions for Review	67	55	61	59	75
Bar/Original Applications	24	34	26	25	19
TOTAL	413	383	397	355	448
DISPOSITIONS					
Civil Appeals	228	264	255	189	194
Petitions for Hearing	89	87	87	91	93
Petitions for Review	60	70	56	55	69
Bar/Original Applications	27	27	26	29	19
TOTAL	404	448	424	364	375
PUBLISHED					
Full Opinions	114	139	104	102	82
Memorandum Opinions	23	29	36	20	21
Published Orders	2	1	3	1	2
PENDING END-OF-YEAR					
Civil Appeals	357	312	277	278	337
Petitions for Hearing	41	37	39	35	42
Petitions for Review	29	11	16	22	25
Bar/Original Applications	4	11	11	7	9
TOTAL	431	371	343	342	413

ALASKA SUPREME COURT
Motions and Petitions for Rehearing - Fiscal Years 2007 - 2011

	FY07	FY08	FY09	FY10	FY11
FILINGS					
Petitions for Rehearing	30	40	27	26	19
Full Court Motions	54	64	60	42	69
Individual Justice Motions	992	1251	1242	1114	1298
Routine (Clerk) Motions	803	821	787	687	761
TOTAL	1879	2176	2116	1869	2147
DISPOSITIONS					
Petitions for Rehearing	27	35	27	26	18
Full Court Motions	50	63	57	43	58
Individual Justice Motions	967	1218	1228	1065	1271
Routine (Clerk) Motions	786	794	729	662	741
TOTAL	1830	2110	2041	1796	2088
PENDING END-OF-YEAR					
Petitions for Rehearing	5	6	0	3	4
Full Court Motions	5	5	1	4	8
Individual Justice Motions	48	95	41	57	60
Routine (Clerk) Motions	32	54	65	70	14
TOTAL	90	160	107	134	86

**ALASKA SUPREME COURT
Caseload Summary - Fiscal Year 2011**

	Civil Appeals	Petitions for Hearing	Petitions for Review	Bar/Original Applications	Total
Pending Beginning of Year	278	35	22	7	342
Filings	256	98	75	19	448
Dispositions	194	93	69	19	375
Pending End of Year	337	42	25	9	413

ALASKA SUPREME COURT
Dispositions by Manner of Disposition - Fiscal Year 2011

	Civil Appeals	Petitions for Hearing	Petitions for Review	Bar/Orig App/ Federal Cert. Qs	Total All Cases
DISPOSITIONS BY PUBLISHED OPINIONS					
Affirmed	60	0	1	0	61
Reversed or vacated	9	3	2	0	14
Affirmed in part/Reversed in part	13	0	0	0	13
Other (remanded, dismissed, etc.)	5	0	0	1	6
Total	87	3	3	1	94
SUMMARY DISPOSITION ON MERITS (memorandum opinions & summary orders)					
Affirmed	18	0	0	0	18
Reversed or vacated	2	0	0	0	2
Affirmed in part/Reversed in part	0	0	0	0	0
Other (remanded, etc.)	2	1	0	0	3
Total	22	1	0	0	23
PETITIONS/APPLICATIONS GRANTED*		2	8	11	21
TOTAL DISPOSITIONS ON MERITS	109	6	11	12	138
PETITION DENIALS/ORDERS NOT ON MERITS		75	46	3	124
DISMISSALS					
Stipulated to or by Appellant	51	4	6	1	62
On Motion of Appellee	3	0	0	0	3
Sua Sponte**	31	8	6	3	48
TOTAL DISPOSITIONS NOT ON MERITS	85	87	58	7	237
TOTAL DISPOSITIONS	194	93	69	19	375

* Granted petitions may or may not be closed during the fiscal year in which they are granted if briefing is ordered. Some of these matters may have been pending at the end of the year. Therefore the total number of dispositions on this chart may not be identical to the number of case dispositions shown on other charts.

** "Sua Sponte" means orders issued by the court without motion by a party.

ALASKA SUPREME COURT
Status of Cases Pending End of Year - Fiscal Year 2011

	Civil Appeals	Petitions for Hearing	Petitions for Review	Bar/Original Applications/ Federal Certified Qs	Total All Cases
Filing Pending	30	12	3	3	48
Awaiting settlement conference	1	0	0	0	1
Awaiting records/transcript	27	0	1	1	29
Awaiting briefs	122	2	7	0	131
Awaiting argument/conference	38	2	0	0	40
Awaiting draft opinion	54	0	2	0	56
Draft opinion circulating	55	4	4	1	64
Awaiting petition response	0	7	2	0	9
Awaiting petition decision	0	13	4	3	20
Awaiting rehearing/record return	10	0	0	0	10
Stayed or remanded	0	2	2	1	5
TOTAL	337	42	25	9	413

ALASKA SUPREME COURT

Time to Disposition - Fiscal Year 2011

APPEALS DECIDED BY OPINION OR MO&J*

	Percentile	Days	Months
Pre-submission to Court			
Notice of appeal to record certification	50%	41	1.4
	75%	66	2.2
	90%	127	4.2
Record certification to last brief	50%	225	7.5
	75%	315	10.5
	90%	420	14.0
Last brief to argument or submission	50%	77	2.6
	75%	104	3.5
	90%	152	5.1
Subtotal: Number of days/months before submission to the court	50%	365	12.2
	75%	508	16.9
	90%	610	20.3
Submission to Publication			
Argument or conference to circulation of draft opinion or recommendation	50%	93	3.1
	75%	138	4.6
	90%	182	6.1
Circulation of draft opinion or recommendation to publication	50%	67	2.2
	75%	122	4.1
	90%	196	6.5
Subtotal: Number of days/months from submission to publication	50%	163	5.4
	75%	254	8.5
	90%	379	12.6
Post-Publication Motions			
Publication to closing	50%	20	0.7
	75%	26	0.9
	90%	51	1.7
TOTAL TIME FROM OPEN TO CLOSE	50%	611	20.4
	75%	791	26.4
	90%	904	30.1

PETITIONS, BAR MATTERS, ORIGINAL APPLICATIONS**

	Percentile	Days	Months
FILE OPEN - FILE CLOSED	50%	79	2.6
	75%	116	3.9
	90%	177	5.9

** This includes **all** petitions, bar matters, and original applications closed during the fiscal year, whether by regular order, dismissal, or after full briefing and decision on the merits.

* This includes appeals closed during the fiscal year that resulted in a published opinion or memorandum opinion & judgment; appeals that ended by dismissal or other closure are not included.

Alaska Court of Appeals



COURT OF APPEALS ACTIVITY

Filings: During FY11, 249 cases were filed in the court of appeals. One hundred eighty-nine merit appeals were filed in FY11, a 9 percent decrease from the previous year. Sentence appeal filings were up 47 percent. Thirty-two petitions for review and petitions for hearing were filed, a 10 percent increase from FY10. Six original applications and bail appeals were filed in FY11, 25 percent fewer than in FY10. **For a comparison of filings in various case categories from FY07 through FY11, see page 11.**

Dispositions: The court of appeals disposed of 253 cases in FY11. This was down substantially from the 571 cases disposed in FY10, because that larger number included over 200 dispositions in cases that had been filed after the United States Supreme Court issued its decision in *Blakely v. Washington*, 542 U.S. 296 (2004), regarding the constitutionality of sentencing guidelines. The numbers for FY11 reflect a more regular caseload. The court issued 45 full opinions and 102 memorandum opinions. **For details about the types and caseload composition of dispositions in FY11, see page 14. For comparisons of dispositions by case type from FY07 through FY11, see page 11.**

Pending Caseload: On June 30, 2011, 444 cases were pending before the court of appeals. Seventy percent of these cases were at a stage prior to submission to the court (filing pending, awaiting record, awaiting briefing, awaiting conference or oral argument, or awaiting response to a petition). Three percent were awaiting rehearing or record return prior to closing, and the remaining 27 percent were under advisement (submitted to the court but awaiting circulation of a draft opinion, filing of an opinion, or a decision on a petition). **For a comparison of cases pending at year's end according to case type from FY07 through FY11, see page 9. For the status of cases pending at the end of FY11 according to case type, see page 15.**

This page deliberately left blank

ALASKA COURT OF APPEALS
Case Filings & Dispositions* - Fiscal Years 2007 - 2011

	FY07	FY08	FY09	FY10	FY11
FILINGS					
Merit Appeals	203	217	230	207	189
Sentence Appeals	31	22	27	15	22
Petitions	35	26	34	29	32
Bail Appeals/Original Applications	1	0	1	8	6
TOTAL	270	265	292	259	249
DISPOSITIONS					
Merit Appeals	228	189	226	497	198
Sentence Appeals	32	27	27	28	14
Petitions	40	29	33	37	34
Bail Appeals/Original Applications	1	1	0	9	7
TOTAL	301	246	286	571	253
PUBLISHED					
Full Opinions	57	64	50	45	45
Memorandum Opinions	148	112	142	119	102
PENDING END-OF-YEAR					
Merit Appeals	623	591	653	417	411
Sentence Appeals	23	16	22	16	26
Petitions	14	6	12	8	6
Bail Appeals/Original Applications	1	0	1	2	1
TOTAL	661	613	688	443	444

*FY10 Dispositions, and FY 07-09 Pending End-of-Year include cases filed under Blakely v. Washington.

ALASKA COURT OF APPEALS
Motions and Petitions for Rehearing - Fiscal Years 2007 - 2011

	FY07	FY08	FY09	FY10	FY11
FILINGS					
Petitions for Rehearing	16	15	12	10	11
Full Court Motions	45	68	55	41	51
Individual Judge Motions	1209	1270	1263	1309	1304
Routine (Clerk) Motions	932	772	752	725	677
TOTAL	2202	2125	2082	2085	2043
DISPOSITIONS					
Petitions for Rehearing	16	15	11	7	11
Full Court Motions	45	63	58	34	52
Individual Judge Motions	1191	1232	1239	1285	1275
Routine (Clerk) Motions	927	763	725	715	659
TOTAL	2179	2073	2033	2041	1997
PENDING END-OF-YEAR					
Petitions for Rehearing	1	0	0	2	1
Full Court Motions	4	10	3	6	4
Individual Judge Motions	45	79	30	33	42
Routine (Clerk) Motions	7	18	20	7	7
TOTAL	57	107	53	48	54

**ALASKA COURT OF APPEALS
Caseload Summary - Fiscal Year 2011**

	Merit Appeals	Sentence Appeals	Petitions	Bail Appeals/ Original Applications	Total
Pending Beginning of Year*	417	16	8	2	443
Filings	189	22	32	6	249
Dispositions*	198	14	34	7	253
Pending End of Year	411	26	6	1	444

ALASKA COURT OF APPEALS
Dispositions by Manner of Disposition - Fiscal Year 2011

	Merit Appeals	Sentence Appeals	Petitions	Bail Appeals/ Original Applications	Total
DISPOSITIONS BY PUBLISHED OPINIONS					
Affirmed	33	2	0	0	35
Reversed or vacated	5	0	2	0	7
Affirmed in part/Reversed in part	0	0	0	0	0
Other (remanded, dismissed, etc.)	6	0	0	0	6
Total	44	2	2	0	48
SUMMARY DISPOSITION ON MERITS (memorandum opinions & summary orders)					
Affirmed	93	8	0	0	101
Reversed or vacated	1	0	0	0	1
Affirmed in part/Reversed in part	3	0	0	0	3
Other (remanded, dismissed, etc.)	2	1	0	0	3
Total	99	9	0	0	108
PETITIONS GRANTED*	0	0	3	1	4
TOTAL DISPOSITIONS ON MERITS	143	11	5	1	160
PETITION DENIALS/ORDERS NOT ON MERITS				5	5
DISMISSALS					
Stipulated to or by Appellant	36	3	24	0	63
On Motion of Appellee	2	0	0	1	3
Sua Sponte*	17	0	5	0	22
TOTAL DISPOSITIONS NOT ON MERITS	55	3	29	6	93
TOTAL DISPOSITIONS	198	14	34	7	253

* Granted petitions may or may not be closed during the fiscal year in which they are granted if briefing is ordered. Some of these matters may have been pending at the end of the year. Therefore the total number of dispositions on this chart may not be identical to the number of case dispositions shown on other charts.

** "Sua Sponte" means orders issued by the court without motion by a party.

ALASKA COURT OF APPEALS
Status of Cases Pending End of Year - Fiscal Year 2011

	Merit Appeals	Sentence Appeals	Petitions	Bail Appeals/ Original Applications	Total
Filing Pending	7	0	1	0	8
Awaiting records/transcript	28	4	0	0	32
Briefing Stage	245	13	4	0	262
Awaiting argument/conference	11	0	0	0	11
Awaiting draft opinion	82	5	0	0	87
Draft opinion circulating	26	3	1	0	30
Awaiting petition response	0	0	0	0	0
Awaiting petition decision	0	0	0	0	0
Awaiting rehearing/record return	10	1	0	1	12
Stayed or remanded	2	0	0	0	2
TOTAL	411	26	6	1	444

This page deliberately left blank

Statewide Trial Courts



Trial Court Activity

Filings: During FY11, 164,180 cases were filed in the trial courts, an increase of 1.3% from 162,069 filings in FY10. Statewide felony filings increased by 1 percent.

Dispositions: The trial courts disposed of 160,599 cases in FY11, a decrease of 4.0% from the 167,286 dispositions reported in FY10. To reduce the backlog of cases awaiting disposition, courts aspire to have a clearance rate of 100% or higher, which means that they have cleared (i.e., disposed of) at least as many cases as were filed in the period. The clearance rate for trial court cases was 97.8% in FY11.

Explanatory Notes:

Felony Filings: Most felony cases are initiated in district court, and then transferred to superior court after indictment by a grand jury or the filing of an information. Since most of the activity in a felony case typically occurs in superior court, felony cases are reported as superior court filings regardless of where they began. Tables showing felony cases initiated in the district courts are provided for informational purposes (pages 103 and 104). These tables are not included in the district court totals, but should be considered when evaluating the workload of a district court.

Criminal Case Categorization: Criminal cases are categorized based on the most serious charge at filing. For example, if a defendant is charged with a felony and two misdemeanors, the case is counted as a felony. If the felony charge is subsequently reduced to a misdemeanor, the case type does not change; the case is still categorized as a felony for reporting purposes.

Reopened Cases: The criminal filing statistics in this report include only new case filings and do not include petitions to revoke probation or other proceedings that cause the court to reopen a case. Petitions to revoke probation significantly impact the trial court workload. Anchorage judges, for example, handled 1,952 felony petitions to revoke probation and 2,466 misdemeanor petitions to revoke probation in FY11.

Domestic Violence Cases: Domestic violence and stalking cases may be filed in either district or superior court, but district courts handle the vast majority. To make it easier to see the total number of domestic violence cases that were filed, domestic violence and stalking cases filed in the superior court are counted with the district court cases.

This page deliberately left blank

**Statewide Trial Courts
Total Case Filings - Superior Court Trial Sites
FY 11**

Court	Superior Court		District Court				Total	
	Filings	% of S. C. Total	Non-Minor Off Filings	Minor Off Filings	Total Filings	% of D. C. Total	Filings	% of Statewide
Anchorage	10,585	47.2%	26,120	30,282	56,402	39.8%	66,987	40.8%
Barrow	222	1.0%	735	329	1,064	0.8%	1,286	0.8%
Bethel	782	3.5%	1,639	349	1,988	1.4%	2,770	1.7%
Cordova	42	0.2%	177	184	361	0.3%	403	0.3%
Craig	81	0.4%	443	340	783	0.6%	864	0.5%
Delta Junction	39	0.2%	188	629	817	0.6%	856	0.5%
Dillingham	207	0.9%	608	175	783	0.6%	990	0.6%
Fairbanks	2,869	12.8%	7,397	8,086	15,483	10.9%	18,352	11.2%
Glennallen	71	0.3%	273	2,478	2,751	1.9%	2,822	1.7%
Homer	317	1.4%	895	1,986	2,881	2.0%	3,198	1.9%
Juneau	1,158	5.2%	2,729	4,003	6,732	4.7%	7,890	4.8%
Kenai	1,216	5.4%	3,190	7,227	10,417	7.3%	11,633	7.1%
Ketchikan	561	2.5%	1,777	964	2,741	1.9%	3,302	2.0%
Kodiak	300	1.3%	747	673	1,420	1.0%	1,720	1.1%
Kotzebue	286	1.3%	937	170	1,107	0.8%	1,393	0.9%
Naknek	67	0.3%	291	82	373	0.3%	440	0.3%
Nome	378	1.7%	923	155	1,078	0.8%	1,456	0.9%
Palmer	2,230	9.9%	6,082	18,512	24,594	17.3%	26,824	16.3%
Petersburg	72	0.3%	222	107	329	0.2%	401	0.2%
Seward	112	0.5%	467	2,171	2,638	1.9%	2,750	1.7%
Sitka	191	0.8%	659	815	1,474	1.0%	1,665	1.0%
Tok	20	0.1%	158	269	427	0.3%	447	0.3%
Unalaska	50	0.2%	254	407	661	0.5%	711	0.4%
Valdez	94	0.4%	306	329	635	0.4%	729	0.4%
Wrangell	70	0.3%	191	38	229	0.2%	299	0.2%
Sub-total	22,020	98.1%	57,408	80,760	138,168	97.5%	160,188	97.6%
Cases from Other Courts	420	1.9%	2,060	1,512	3,572	2.5%	3,992	2.4%
Statewide Total	22,440	100.0%	59,468	82,272	141,740	100.0%	164,180	100.0%
1st District	2,153	9.6%	6,357	6,543	12,900	9.1%	15,053	9.2%
2nd District	904	4.0%	2,704	705	3,409	2.4%	4,313	2.6%
3rd District	15,342	68.4%	39,593	64,531	104,124	73.5%	119,466	72.8%
4th District	4,041	18.0%	10,814	10,493	21,307	15.0%	25,348	15.4%

**Statewide Trial Courts
Total Case Filings - Other Courts
FY 11**

Court	Superior Court		District Court				Total	
	Filings	% of S. C. Total	Non-Minor Off Filings	Minor Off Filings	Total Filings	% of D. C. Total	Filings	% of Statewide
Angoon	4	0.0%	41	3	44	0.0%	48	0.0%
Aniak	52	0.2%	176	6	182	0.1%	234	0.1%
Chevak	72	0.3%	356	4	360	0.3%	432	0.3%
Emmonak	70	0.3%	272	102	374	0.3%	444	0.3%
Fort Yukon	15	0.1%	77	6	83	0.1%	98	0.1%
Galena	33	0.2%	108	13	121	0.1%	154	0.1%
Haines	9	0.0%	125	81	206	0.1%	215	0.1%
Healy*	Served by Nenana							
Hoonah	3	0.0%	66	32	98	0.1%	101	0.1%
Kake	1	0.0%	18	6	24	0.0%	25	0.0%
McGrath	11	0.1%	28	2	30	0.0%	41	0.0%
Nenana	19	0.1%	149	892	1,041	0.7%	1,060	0.6%
Sand Point	38	0.2%	158	25	183	0.1%	221	0.1%
Skagway	0	0.0%	25	95	120	0.1%	120	0.1%
St. Marys	56	0.3%	252	128	380	0.3%	436	0.3%
St. Paul	13	0.1%	25	0	25	0.0%	38	0.0%
Tanana	3	0.0%	14	7	21	0.0%	24	0.0%
Unalakleet	18	0.1%	109	51	160	0.1%	178	0.1%
Yakutat	3	0.0%	61	59	120	0.1%	123	0.1%
Total	420	1.9%	2,060	1,512	3,572	2.5%	3,992	2.4%

* Healy court closed in FY10

Superior Courts



Superior Court Activity
Total Case Filings - Superior Court Trial Sites
FY 09 - FY 11

Court	FY 09	FY 10	FY 11	Change	
				FY 09 to FY 11	FY 10 to FY 11
Anchorage	9,587	10,241	10,585	10%	3%
Barrow	211	223	222	5%	0%
Bethel	791	692	782	-1%	13%
Cordova	46	50	42	-9%	-16%
Craig	95	81	81	-15%	0%
Delta Junction	31	30	39	26%	30%
Dillingham	173	186	207	20%	11%
Fairbanks	2,740	3,080	2,869	5%	-7%
Glennallen	59	63	71	20%	13%
Homer	260	288	317	22%	10%
Juneau	1,022	1,133	1,158	13%	2%
Kenai	989	1,141	1,216	23%	7%
Ketchikan	529	513	561	6%	9%
Kodiak	310	287	300	-3%	5%
Kotzebue	320	259	286	-11%	10%
Naknek	48	80	67	40%	-16%
Nome	402	311	378	-6%	22%
Palmer	1,859	1,910	2,230	20%	17%
Petersburg	73	63	72	-1%	14%
Seward	75	86	112	49%	30%
Sitka	177	204	191	8%	-6%
Tok	34	34	20	-41%	-41%
Unalaska	61	85	50	-18%	-41%
Valdez	110	91	94	-15%	3%
Wrangell	58	54	70	21%	30%
Sub-total	20,060	21,185	22,020	10%	4%
Superior Court Cases from Other Courts	243	302	420	73%	39%
Statewide Total	20,303	21,487	22,440	11%	4%
1st District	1,954	2,057	2,153	10%	5%
2nd District	936	812	904	-3%	11%
3rd District	13,605	14,553	15,342	13%	5%
4th District	3,808	4,065	4,041	6%	-1%

N/S - Numbers 10 or less are not compared statistically

**Superior Court Activity
Total Case Filings - Other Courts
FY 09 - FY 11**

Court	FY 09	FY 10	FY 11	Change	
				FY 09 to FY 11	FY 10 to FY 11
Angoon	0	0	4	N/S	N/S
Aniak	34	44	52	53%	18%
Chevak	41	30	72	76%	140%
Emmonak	22	42	70	218%	67%
Fort Yukon	22	23	15	-32%	-35%
Galena	29	24	33	14%	38%
Haines	0	5	9	N/S	N/S
Healy*	9	7	Served by Nenana	N/S	N/S
Hoonah	0	2	3	N/S	N/S
Kake	0	2	1	N/S	N/S
McGrath	5	7	11	N/S	N/S
Nenana	23	13	19	-17%	46%
Sand Point	11	38	38	245%	0%
Skagway	0	0	0	N/S	N/S
St. Marys	26	38	56	115%	47%
St. Paul	17	7	13	-24%	N/S
Tanana	1	1	3	N/S	N/S
Unalakleet	3	19	18	N/S	-5%
Yakutat	0	0	3	N/S	N/S
Total	243	302	420	73%	39%
1st District	0	9	20	N/S	N/S
2nd District	3	19	18	N/S	-5%
3rd District	28	45	51	82%	13%
4th District	212	229	331	56%	45%

N/S - Numbers 10 or less are not compared statistically

* Healy court closed in FY10

**Superior Court Activity
Total Case Dispositions - Superior Court Trial Sites
FY 09 - FY 11**

Court	FY 09	FY 10	FY 11	Change	
				FY 09 to FY 11	FY 10 to FY 11
Anchorage	9,473	9,692	10,563	12%	9%
Barrow	159	203	190	19%	-6%
Bethel	687	663	696	1%	5%
Cordova	44	51	36	-18%	-29%
Craig	90	72	74	-18%	3%
Delta Junction	30	29	36	20%	24%
Dillingham	198	137	184	-7%	34%
Fairbanks	2,786	2,976	2,801	1%	-6%
Glennallen	57	61	65	14%	7%
Homer	185	270	319	72%	18%
Juneau	1,048	1,100	1,062	1%	-3%
Kenai	1,011	1,148	1,231	22%	7%
Ketchikan	564	495	512	-9%	3%
Kodiak	292	284	289	-1%	2%
Kotzebue	310	275	280	-10%	2%
Naknek	49	66	54	10%	-18%
Nome	417	338	341	-18%	1%
Palmer	1,934	1,756	1,893	-2%	8%
Petersburg	75	64	70	-7%	9%
Seward	75	84	94	25%	12%
Sitka	182	215	190	4%	-12%
Tok	25	33	24	-4%	-27%
Unalaska	54	65	62	15%	-5%
Valdez	89	86	99	11%	15%
Wrangell	60	51	66	10%	29%
Sub-total	19,894	20,214	21,231	7%	5%
Superior Court Cases from Other Courts	238	284	316	33%	11%
Total	20,132	20,498	21,547	7%	5%
1st District	2,019	2,006	1,987	-2%	-1%
2nd District	889	828	829	-7%	0%
3rd District	13,492	13,737	14,934	11%	9%
4th District	3,732	3,927	3,797	2%	-3%

N/S - Numbers 10 or less are not compared statistically

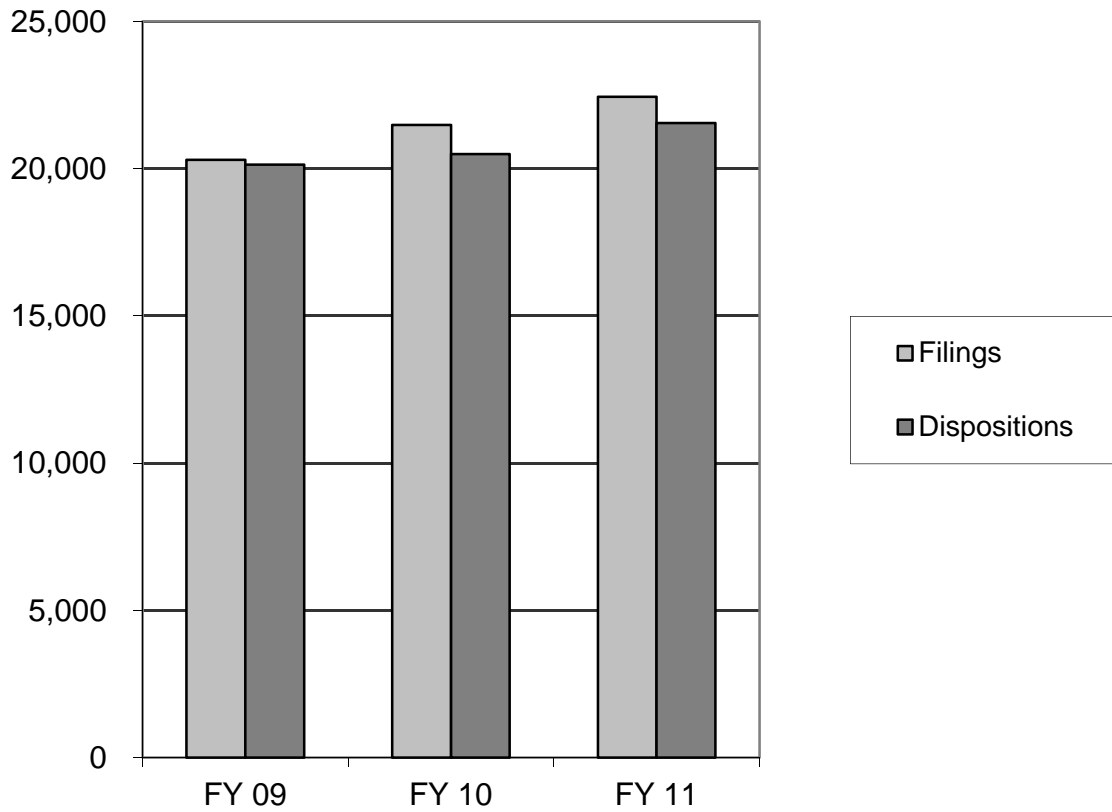
**Superior Court Activity
Total Case Dispositions - Other Courts
FY 09 - FY 11**

Court	FY 09	FY 10	FY 11	Change	
				FY 09 to FY 11	FY 10 to FY 11
Angoon	0	0	2	N/S	N/S
Aniak	32	41	46	44%	12%
Chevak	44	36	37	-16%	3%
Emmonak	18	36	46	156%	28%
Fort Yukon	14	26	15	7%	-42%
Galena	24	25	31	29%	24%
Haines	0	5	8	N/S	N/S
Healy*	9	10	Served by Nenana	N/S	N/S
Hoonah	0	2	1	N/S	N/S
Kake	0	2	1	N/S	N/S
McGrath	5	7	7	N/S	N/S
Nenana	20	16	16	-20%	0%
Sand Point	17	32	35	106%	9%
Skagway	0	0	0	N/S	N/S
St. Marys	36	29	41	14%	41%
St. Paul	14	5	10	N/S	N/S
Tanana	2	0	1	N/S	N/S
Unalakleet	3	12	18	N/S	50%
Yakutat	0	0	1	N/S	N/S
Total	238	284	316	33%	11%
1st District	0	9	13	N/S	N/S
2nd District	3	12	18	N/S	50%
3rd District	31	37	45	45%	22%
4th District	204	226	240	18%	6%

N/S - Numbers 10 or less are not compared statistically

* Healy court closed in FY10

Superior Court Activity Filing and Disposition Trends FY 09 - FY 11



<u>Category</u>	<u>FY 09</u>	<u>FY 10</u>	<u>FY 11</u>
Filings	20,303	21,487	22,440
Dispositions	20,132	20,498	21,547

Deliberately left blank

**Superior Court Activity
Clearance Rates - Superior Court Trial Sites
FY 10 & FY 11**

Court	Filings	Change from FY 10 Filings	Dispositions	Change from FY 10 Dispositions	Clearance Rates	
					FY 10	FY 11
Anchorage	10,585	3%	10,563	9%	95%	100%
Barrow	222	0%	190	-6%	91%	86%
Bethel	782	13%	696	5%	96%	89%
Cordova	42	-16%	36	-29%	102%	86%
Craig	81	0%	74	3%	89%	91%
Delta Junction	39	30%	36	24%	97%	92%
Dillingham	207	11%	184	34%	74%	89%
Fairbanks	2,869	-7%	2,801	-6%	97%	98%
Glennallen	71	13%	65	7%	97%	92%
Homer	317	10%	319	18%	94%	101%
Juneau	1,158	2%	1,062	-3%	97%	92%
Kenai	1,216	7%	1,231	7%	101%	101%
Ketchikan	561	9%	512	3%	97%	91%
Kodiak	300	5%	289	2%	99%	96%
Kotzebue	286	10%	280	2%	106%	98%
Naknek	67	-16%	54	-18%	83%	81%
Nome	378	22%	341	1%	109%	90%
Palmer	2,230	17%	1,893	8%	92%	85%
Petersburg	72	14%	70	9%	102%	97%
Seward	112	30%	94	12%	98%	84%
Sitka	191	-6%	190	-12%	105%	100%
Tok	20	-41%	24	-27%	97%	120%
Unalaska	50	-41%	62	-5%	77%	124%
Valdez	94	3%	99	15%	95%	105%
Wrangell	70	30%	66	29%	94%	94%
Sub-total	22,020	4%	21,231	5%	95%	96%
Superior Court Cases from Other Courts	420	39%	316	11%	94%	75%
Statewide Total	22,440	4%	21,547	5%	95%	96%
1st District	2,153	5%	1,987	-1%	98%	92%
2nd District	904	11%	829	0%	102%	92%
3rd District	15,342	5%	14,934	9%	94%	97%
4th District	4,041	-1%	3,797	-3%	97%	94%

Clearance rate measures whether a court is keeping up with its incoming caseload. Courts aspire to clear (i.e., dispose of) at least as many cases as have been filed in a period by having a clearance rate of 100 percent or higher.

**Superior Court Activity
Clearance Rates - Other Courts
FY 10 & FY 11**

Court	Filings	Change from FY 10 Filings	Dispositions	Change from FY 10 Dispositions	Clearance Rates	
					FY 10	FY 11
Angoon	4	N/S	2	N/S	N/S	N/S
Aniak	52	18%	46	12%	93%	89%
Chevak	72	140%	37	3%	120%	51%
Emmonak	70	67%	46	28%	86%	66%
Fort Yukon	15	-35%	15	-42%	113%	100%
Galena	33	38%	31	24%	104%	94%
Haines	9	N/S	8	N/S	N/S	N/S
Healy*	Served by Nenana	N/S	Served by Nenana	N/S	N/S	Served by Nenana
Hoonah	3	N/S	1	N/S	N/S	N/S
Kake	1	N/S	1	N/S	N/S	N/S
McGrath	11	N/S	7	N/S	N/S	N/S
Nenana	19	46%	16	0%	123%	84%
Sand Point	38	0%	35	9%	84%	92%
Skagway	0	N/S	0	N/S	N/S	N/S
St. Marys	56	47%	41	41%	76%	73%
St. Paul	13	N/S	10	N/S	N/S	N/S
Tanana	3	N/S	1	N/S	N/S	N/S
Unalakleet	18	-5%	18	50%	63%	100%
Yakutat	3	N/S	1	N/S	N/S	N/S
Total	420	39%	316	11%	94%	75%
1st District	20	N/S	13	N/S	N/S	65%
2nd District	18	-5%	18	50%	63%	100%
3rd District	51	13%	45	22%	82%	88%
4th District	331	45%	240	6%	99%	73%

Clearance rate measures whether a court is keeping up with its incoming caseload. Courts aspire to clear (i.e., dispose of) at least as many cases as have been filed in a period by having a clearance rate of 100 percent or higher.

N/S Numbers 10 or less not statistically compared

* Healy court closed in FY10

**Superior Court Activity
Filings by Case Type - Superior Court Trial Sites
FY 11**

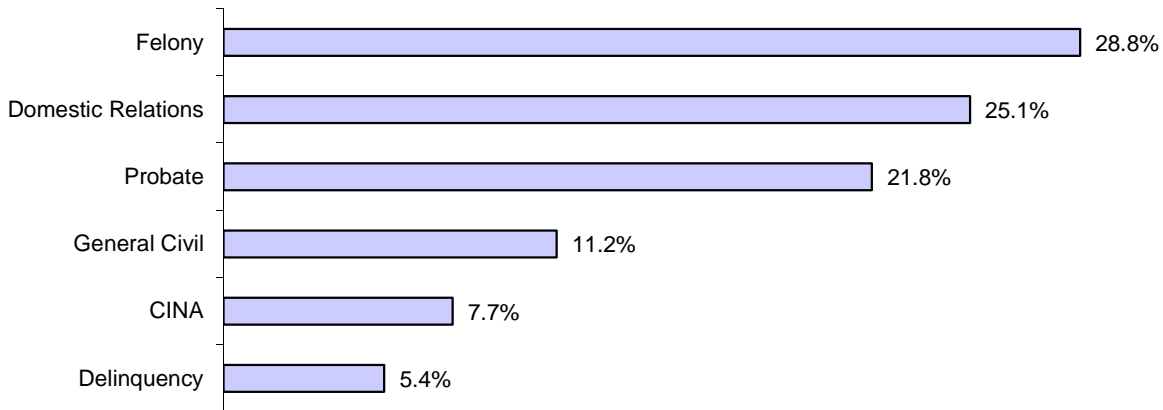
Court	Felony	CINA	Delinquency	Domestic Relations	General Civil	Probate	Total
Anchorage	2,809	667	467	2,801	1,277	2,564	10,585
Barrow	69	17	39	32	21	44	222
Bethel	270	158	58	63	76	157	782
Cordova	20	3	2	6	4	7	42
Craig	34	3	12	25	5	2	81
Delta Junction	17	0	0	20	2	0	39
Dillingham	120	3	14	20	29	21	207
Fairbanks	694	188	90	920	290	687	2,869
Glennallen	25	22	2	13	3	6	71
Homer	123	15	19	74	26	60	317
Juneau	217	99	64	260	175	343	1,158
Kenai	411	73	71	309	125	227	1,216
Ketchikan	148	33	52	127	47	154	561
Kodiak	102	23	24	69	34	48	300
Kotzebue	130	12	38	46	22	38	286
Naknek	29	10	7	6	8	7	67
Nome	147	44	54	46	38	49	378
Palmer	599	295	104	640	252	340	2,230
Petersburg	11	0	11	19	10	21	72
Seward	53	0	0	23	12	24	112
Sitka	40	7	10	60	25	49	191
Tok	14	0	1	4	1	0	20
Unalaska	27	0	1	12	4	6	50
Valdez	23	8	2	23	20	18	94
Wrangell	15	2	12	17	4	20	70
Sub-total	6,147	1,682	1,154	5,635	2,510	4,892	22,020
Superior Court Cases from Other Courts	307	46	53	4	5	5	420
Statewide Total	6,454	1,728	1,207	5,639	2,515	4,897	22,440
% of Total	28.8	7.7	5.4	25.1	11.2	21.8	100.0
1st District	483	144	161	508	266	591	2,153
2nd District	364	73	131	124	81	131	904
3rd District	4,374	1,128	718	3,997	1,796	3,329	15,342
4th District	1,233	383	197	1,010	372	846	4,041

**Superior Court Activity
Filings by Case Type - Other Courts
FY 11**

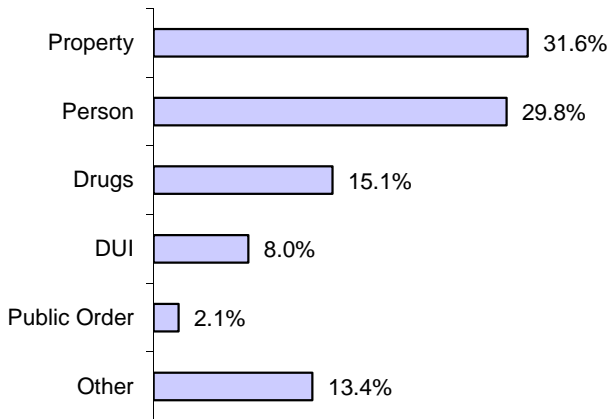
Court	Felony	CINA	Delinquency	Domestic Relations	General Civil	Probate	Total
Angoon	4	0	0	0	0	0	4
Aniak	41	0	11	0	0	0	52
Chevak	58	11	3	0	0	0	72
Emmonak	39	14	17	0	0	0	70
Fort Yukon	12	0	1	1	1	0	15
Galena	20	0	9	1	1	2	33
Haines	9	0	0	0	0	0	9
Healy*	Served by Nenana						
Hoonah	2	0	0	0	0	1	3
Kake	1	0	0	0	0	0	1
McGrath	8	2	1	0	0	0	11
Nenana	17	0	0	1	1	0	19
Sand Point	29	0	5	1	2	1	38
Skagway	0	0	0	0	0	0	0
St. Marys	40	10	6	0	0	0	56
St. Paul	4	9	0	0	0	0	13
Tanana	3	0	0	0	0	0	3
Unalakleet	18	0	0	0	0	0	18
Yakutat	2	0	0	0	0	1	3
Total	307	46	53	4	5	5	420
% of Total	73.1	10.9	12.6	1.0	1.2	1.2	100.0
1st District	18	0	0	0	0	2	20
2nd District	18	0	0	0	0	0	18
3rd District	33	9	5	1	2	1	51
4th District	238	37	48	3	3	2	331

* Healy court closed in FY10

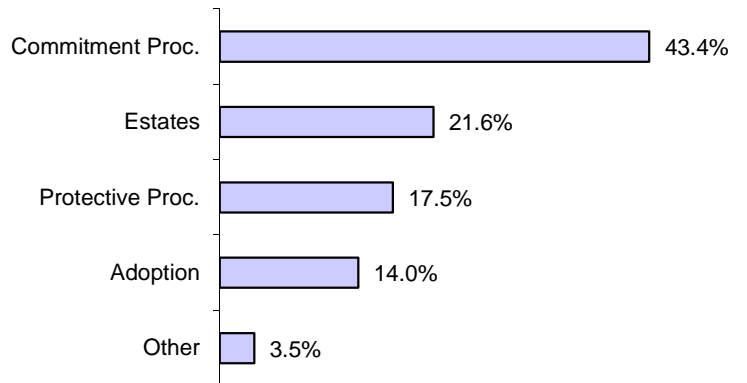
Superior Court Activity Composition of Filings FY 11



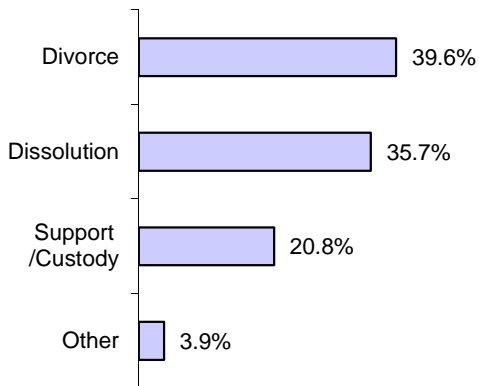
Felony Filings



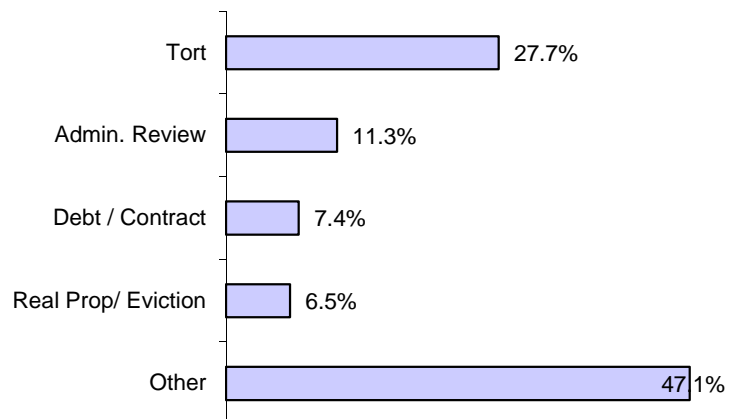
Probate Filings



Domestic Relations Filings

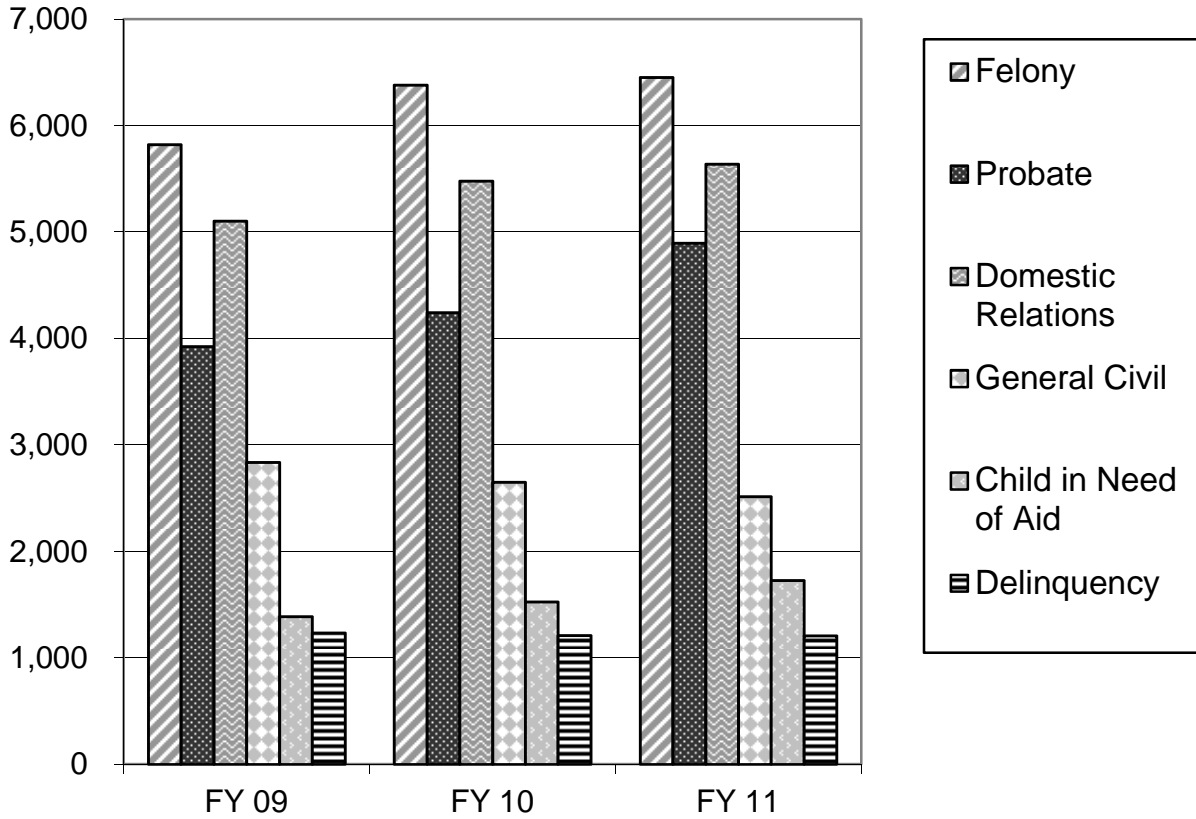


General Civil Filings



This chart analyzes the types of cases filed in superior court during FY11. Felony case filings are the major case filing type comprising 28.8% of total case filings. Domestic relations cases are second with 25.1% of the filings.

Superior Court Activity Filing Trends by Case Type FY 09 - FY 11



<u>Filing Type</u>	<u>FY 09</u>	<u>FY 10</u>	<u>FY 11</u>	<u>FY 09 to FY 11 Change</u>	<u>FY 10 to FY 11 Change</u>
Felony	5,821	6,380	6,454	11%	1%
Probate	3,925	4,242	4,897	25%	15%
Domestic Relations	5,102	5,478	5,639	11%	3%
General Civil	2,835	2,650	2,515	-11%	-5%
Child in Need of Aid	1,387	1,526	1,728	25%	13%
Delinquency	1,233	1,211	1,207	-2%	0%
Total	20,303	21,487	22,440	11%	4%

**Superior Court Activity
Dispositions by Case Type - Superior Court Trial Sites
FY 11**

Court	Felony	CINA	Delinq.	Domestic Relations	General Civil	Probate	Total
Anchorage	2,837	613	532	2,735	1,451	2,395	10,563
Barrow	78	8	30	26	27	21	190
Bethel	199	115	50	57	87	188	696
Cordova	13	2	2	6	3	10	36
Craig	27	6	8	19	11	3	74
Delta Junction	18	0	0	16	2	0	36
Dillingham	101	12	18	18	14	21	184
Fairbanks	727	172	87	949	270	596	2,801
Glennallen	21	21	1	13	4	5	65
Homer	99	4	18	69	36	93	319
Juneau	217	72	45	241	171	316	1,062
Kenai	421	107	74	299	136	194	1,231
Ketchikan	134	32	48	120	65	113	512
Kodiak	86	18	29	72	34	50	289
Kotzebue	127	28	42	41	12	30	280
Naknek	28	5	5	5	2	9	54
Nome	111	40	67	42	40	41	341
Palmer	553	193	71	565	269	242	1,893
Petersburg	12	2	8	15	13	20	70
Seward	40	0	0	21	15	18	94
Sitka	30	10	8	62	35	45	190
Tok	13	0	3	7	1	0	24
Unalaska	46	0	1	8	3	4	62
Valdez	22	6	3	26	19	23	99
Wrangell	11	2	8	17	5	23	66
Sub-total	5,971	1,468	1,158	5,449	2,725	4,460	21,231
Superior Court Cases from Other Courts	247	6	53	6	2	2	316
Statewide Total	6,218	1,474	1,211	5,455	2,727	4,462	21,547
% of Total	28.9	6.8	5.6	25.3	12.7	20.7	100.0
1st District	443	124	125	474	300	521	1,987
2nd District	334	76	139	109	79	92	829
3rd District	4,291	985	765	3,840	1,988	3,065	14,934
4th District	1,150	289	182	1,032	360	784	3,797

**Superior Court Activity
Dispositions by Case Type - Other Courts
FY 11**

Court	Felony	CINA	Delinq.	Domestic Relations	General Civil	Probate	Total
Angoon	2	0	0	0	0	0	2
Aniak	36	0	10	0	0	0	46
Chevak	34	0	3	0	0	0	37
Emmonak	39	0	7	0	0	0	46
Fort Yukon	14	0	1	0	0	0	15
Galena	18	0	12	1	0	0	31
Haines	8	0	0	0	0	0	8
Healy*	Served by Nenana						
Hoonah	1	0	0	0	0	0	1
Kake	1	0	0	0	0	0	1
McGrath	7	0	0	0	0	0	7
Nenana	13	0	1	2	0	0	16
Sand Point	19	0	11	2	2	1	35
Skagway	0	0	0	0	0	0	0
St. Marys	32	2	7	0	0	0	41
St. Paul	5	4	0	1	0	0	10
Tanana	0	0	1	0	0	0	1
Unalakleet	18	0	0	0	0	0	18
Yakutat	0	0	0	0	0	1	1
Statewide Total	247	6	53	6	2	2	316
1st District	12	0	0	0	0	1	13
2nd District	18	0	0	0	0	0	18
3rd District	24	4	11	3	2	1	45
4th District	193	2	42	3	0	0	240

* Healy court closed in FY10

**Superior Court Activity
Felony Case Filings - Superior Court Trial Sites
FY 09 - FY 11**

Court	FY 09	FY 10	FY 11	Change	
				FY 09 to FY 11	FY 10 to FY 11
Anchorage	2,781	3,026	2,809	1%	-7%
Barrow	56	95	69	23%	-27%
Bethel	226	200	270	19%	35%
Cordova	18	18	20	11%	11%
Craig	40	27	34	-15%	26%
Delta Junction	19	16	17	-11%	6%
Dillingham	83	85	120	45%	41%
Fairbanks	650	780	694	7%	-11%
Glennallen	13	28	25	92%	-11%
Homer	47	75	123	162%	64%
Juneau	184	215	217	18%	1%
Kenai	271	357	411	52%	15%
Ketchikan	126	130	148	17%	14%
Kodiak	78	88	102	31%	16%
Kotzebue	144	124	130	-10%	5%
Naknek	26	41	29	12%	-29%
Nome	121	112	147	21%	31%
Palmer	557	541	599	8%	11%
Petersburg	13	12	11	-15%	-8%
Seward	39	29	53	36%	83%
Sitka	37	28	40	8%	43%
Tok	17	17	14	-18%	-18%
Unalaska	39	58	27	-31%	-53%
Valdez	31	21	23	-26%	10%
Wrangell	9	7	15	N/S	N/S
Sub-total	5,625	6,130	6,147	9%	0%
Felony Cases from Other Courts	196	250	307	57%	23%
Total	5,821	6,380	6,454	11%	1%
1st District	409	428	483	18%	13%
2nd District	324	350	364	12%	4%
3rd District	3,998	4,393	4,374	9%	0%
4th District	1,090	1,209	1,233	13%	2%

N/S - Numbers 10 or less are not compared statistically

**Superior Court Activity
Felony Case Filings - Other Courts
FY 09 - FY 11**

Court	FY 09	FY 10	FY 11	Change	
				FY 09 to FY 11	FY 10 to FY 11
Angoon	0	0	4	N/S	N/S
Aniak	30	43	41	37%	-5%
Chevak	39	29	58	49%	100%
Emmonak	21	36	39	86%	8%
Fort Yukon	19	21	12	-37%	-43%
Galena	19	14	20	5%	43%
Haines	0	5	9	N/S	N/S
Healy*	3	5	Served by Nenana	N/S	N/S
Hoonah	0	2	2	N/S	N/S
Kake	0	2	1	N/S	N/S
McGrath	5	7	8	N/S	N/S
Nenana	17	8	17	0%	N/S
Sand Point	6	23	29	N/S	26%
Skagway	0	0	0	N/S	N/S
St. Marys	24	33	40	67%	21%
St. Paul	9	3	4	N/S	N/S
Tanana	1	0	3	N/S	N/S
Unalakleet	3	19	18	N/S	-5%
Yakutat	0	0	2	N/S	N/S
Total	196	250	307	57%	23%
1st District	0	9	18	N/S	N/S
2nd District	3	19	18	N/S	-5%
3rd District	15	26	33	120%	27%
4th District	178	196	238	34%	21%

N/S - Numbers 10 or less are not compared statistically

* Healy court closed in FY10

**Superior Court Activity
Felony Filings by Case Type - Superior Court Trial Sites
FY 11**

Court	Case Type											Total
	Person	Property	Drugs	Weapon	Public Order	DUI	Reckless Driving	Mtr Veh Other	Prot Ord Violation	Fish & Game	Other	
Anchorage	792	1,052	408	35	25	157	0	33	3	0	304	2,809
Barrow	18	20	13	0	7	6	0	4	0	0	1	69
Bethel	132	53	11	5	19	21	0	3	0	0	26	270
Cordova	9	3	3	0	0	2	0	0	0	0	3	20
Craig	9	9	13	0	0	2	0	1	0	0	0	34
Delta Junction	7	4	0	1	0	2	0	1	0	0	2	17
Dillingham	55	16	3	0	20	5	0	3	0	0	18	120
Fairbanks	183	204	91	12	4	70	0	22	1	1	106	694
Glennallen	9	7	2	1	1	4	0	0	0	0	1	25
Homer	28	43	25	1	0	12	0	2	1	0	11	123
Juneau	42	88	44	5	2	13	0	4	0	0	19	217
Kenai	93	112	96	4	2	46	1	19	0	0	38	411
Ketchikan	32	53	38	3	1	8	0	4	0	1	8	148
Kodiak	36	38	9	1	0	9	0	4	0	0	5	102
Kotzebue	60	38	5	2	8	6	0	1	0	0	10	130
Naknek	11	8	4	1	1	2	0	0	0	0	2	29
Nome	60	39	28	3	7	6	0	1	0	0	3	147
Palmer	135	158	128	21	3	97	1	27	0	0	29	599
Petersburg	2	3	5	0	0	1	0	0	0	0	0	11
Seward	14	9	12	1	0	12	0	3	0	0	2	53
Sitka	14	9	5	1	1	8	0	1	0	0	1	40
Tok	6	2	0	1	0	3	0	0	0	0	2	14
Unalaska	13	8	3	0	1	2	0	0	0	0	0	27
Valdez	4	6	9	0	0	2	0	0	0	0	2	23
Wrangell	4	2	5	0	0	1	0	2	0	0	1	15
Sub-total	1,768	1,984	960	98	102	497	2	135	5	2	594	6,147
Felony Cases from Other Courts	152	58	13	9	36	17	0	3	0	0	19	307
Total	1,920	2,042	973	107	138	514	2	138	5	2	613	6,454
% of Total	29.8	31.6	15.1	1.7	2.1	8.0	0.0	2.1	0.1	0.0	9.5	100.0
1st District	113	169	111	10	4	34	0	12	0	1	29	483
2nd District	144	101	46	5	28	20	0	6	0	0	14	364
3rd District	1,213	1,469	710	66	53	351	2	91	4	0	415	4,374
4th District	450	303	106	26	53	109	0	29	1	1	155	1,233

**Superior Court Activity
Felony Filings by Case Type - Other Courts
FY 11**

Court	Case Type											Total
	Person	Property	Drugs	Weapon	Public Order	DUI	Reckless Driving	Mtr Veh Other	Prot Ord Violation	Fish & Game	Other	
Angoon	2	2	0	0	0	0	0	0	0	0	0	4
Aniak	27	9	1	1	1	1	0	0	0	0	1	41
Chevak	29	10	1	0	11	2	0	0	0	0	5	58
Emmonak	21	2	0	0	11	1	0	0	0	0	4	39
Fort Yukon	4	4	1	0	0	2	0	1	0	0	0	12
Galena	11	3	1	0	0	1	0	2	0	0	2	20
Haines	4	2	1	1	0	1	0	0	0	0	0	9
Healy*	Served by Nenana											
Hoonah	1	1	0	0	0	0	0	0	0	0	0	2
Kake	1	0	0	0	0	0	0	0	0	0	0	1
McGrath	3	2	0	1	0	1	0	0	0	0	1	8
Nenana	8	7	0	1	0	1	0	0	0	0	0	17
Sand Point	10	9	8	1	0	1	0	0	0	0	0	29
Skagway	0	0	0	0	0	0	0	0	0	0	0	0
St. Marys	17	3	0	3	7	4	0	0	0	0	6	40
St. Paul	4	0	0	0	0	0	0	0	0	0	0	4
Tanana	2	0	0	1	0	0	0	0	0	0	0	3
Unalakleet	6	4	0	0	6	2	0	0	0	0	0	18
Yakutat	2	0	0	0	0	0	0	0	0	0	0	2
Total	152	58	13	9	36	17	0	3	0	0	19	307
% of Total	49.5	18.9	4.2	2.9	11.7	5.6	0.0	1.0	0.0	0.0	6.2	100.0
1st District	10	5	1	1	0	1	0	0	0	0	0	18
2nd District	6	4	0	0	6	2	0	0	0	0	0	18
3rd District	14	9	8	1	0	1	0	0	0	0	0	33
4th District	122	40	4	7	30	13	0	3	0	0	19	238

* Healy court closed in FY10

**Superior Court Activity
Felony Case Types
FY 11**

<p>Person</p> <ul style="list-style-type: none"> Homicide Assault Reckless Endangerment Kidnapping Custodial Interference Human Trafficking Sex Offenses Robbery Extortion Coercion 	<p>Public Order</p> <ul style="list-style-type: none"> Riot Disorderly Conduct Harassment Indecent Viewing or Photography Possess or Distribute Child Pornography Cruelty to Animals Recruiting Gang Members Gambling Alcohol Licensing Laws
<p>Property</p> <ul style="list-style-type: none"> Theft Burglary Criminal Trespass Vehicle Theft Arson Criminal Mischief Business and Commercial Offenses 	<p>Motor Vehicle DUI</p> <p>Motor Vehicle Reckless Driving</p> <p>Motor Vehicle Other</p> <p>Protection Order Violation</p> <p>Fish and Game</p>
<p>Drugs</p> <ul style="list-style-type: none"> Misconduct Involving a Controlled Substance Manufacture, Delivery or Possession of Imitation Controlled Substance 	<p>Other</p> <ul style="list-style-type: none"> Offenses against Public Administration Offenses against Family and Vulnerable Adults All other offenses, including cases in which a charging document was never filed
<p>Weapons</p> <ul style="list-style-type: none"> Misconduct Involving Weapons Criminal Possession of Explosives Unlawful Furnishing of Explosives 	

Criminal cases typically contain multiple charges. The Alaska Court System categorizes cases for reporting purposes based on the most serious charge.

In FY07 the Alaska Court System changed the way it categorizes criminal cases for annual reporting. The categories now conform to the National Center for State Courts' national model for caseload statistical reporting. This change is intended to make Alaska's statistics easier to compile, understand, and compare to those of other jurisdictions.

Deliberately left blank

**Superior Court Activity
Felony Case Dispositions - Superior Court Trial Sites
FY 09 - FY 11**

Court	FY 09	FY 10	FY 11	Change	
				FY 09 to FY 11	FY 10 to FY 11
Anchorage	2,799	2,884	2,837	1%	-2%
Barrow	48	87	78	63%	-10%
Bethel	244	200	199	-18%	0%
Cordova	25	20	13	-48%	-35%
Craig	41	20	27	-34%	35%
Delta Junction	17	13	18	6%	38%
Dillingham	84	87	101	20%	16%
Fairbanks	628	709	727	16%	3%
Glennallen	17	22	21	24%	-5%
Homer	33	67	99	200%	48%
Juneau	200	202	217	9%	7%
Kenai	274	345	421	54%	22%
Ketchikan	132	128	134	2%	5%
Kodiak	84	69	86	2%	25%
Kotzebue	132	126	127	-4%	1%
Naknek	27	40	28	4%	-30%
Nome	130	128	111	-15%	-13%
Palmer	601	546	553	-8%	1%
Petersburg	15	10	12	-20%	N/S
Seward	45	34	40	-11%	18%
Sitka	44	48	30	-32%	-37%
Tok	12	18	13	8%	-28%
Unalaska	32	38	46	44%	21%
Valdez	31	29	22	-29%	-24%
Wrangell	7	10	11	N/S	N/S
Sub-total	5,702	5,880	5,971	5%	2%
Felony Cases from Other Courts	186	230	247	33%	7%
Total	5,888	6,110	6,218	6%	2%
1st District	439	427	443	1%	4%
2nd District	313	353	334	7%	-5%
3rd District	4,075	4,203	4,291	5%	2%
4th District	1,061	1,127	1,150	8%	2%

N/S - Numbers 10 or less are not compared statistically

**Superior Court Activity
Felony Case Dispositions - Other Courts
FY 09 - FY 11**

Court	FY 09	FY 10	FY 11	Change	
				FY 09 to FY 11	FY 10 to FY 11
Angoon	0	0	2	N/S	N/S
Aniak	25	36	36	44%	0%
Chevak	37	34	34	-8%	0%
Emmonak	18	30	39	117%	30%
Fort Yukon	11	22	14	27%	-36%
Galena	17	17	18	6%	6%
Haines	0	5	8	N/S	N/S
Healy*	3	7	Served by Nenana	N/S	N/S
Hoonah	0	2	1	N/S	N/S
Kake	0	2	1	N/S	N/S
McGrath	4	7	7	N/S	N/S
Nenana	15	13	13	-13%	0%
Sand Point	12	21	19	58%	-10%
Skagway	0	0	0	N/S	N/S
St. Marys	28	21	32	14%	52%
St. Paul	11	1	5	N/S	N/S
Tanana	2	0	0	N/S	N/S
Unalakleet	3	12	18	N/S	50%
Yakutat	0	0	0	N/S	N/S
Total	186	230	247	33%	7%
1st District	0	9	12	N/S	N/S
2nd District	3	12	18	N/S	50%
3rd District	23	22	24	4%	9%
4th District	160	187	193	21%	3%

N/S - Numbers 10 or less are not compared statistically

* Healy court closed in FY10

**Superior Court Activity
Felony Case Dispositions by Manner of Disposition - Superior Court Trial Sites
FY 11**

Court	Stage of Disposition									Total
	At / Before Arraignment		Between Arraignment and Trial			Court Trial		Jury Trial		
	Dismiss	Pled Guilty	Dismiss	Pled Guilty	Other	Guilty	Not Guilty	Guilty	Not Guilty	
Anchorage	143	9	512	2,107	6	0	0	48	12	2,837
Barrow	0	1	16	58	1	0	0	2	0	78
Bethel	0	11	87	89	0	0	0	8	4	199
Cordova	0	0	3	10	0	0	0	0	0	13
Craig	0	0	4	20	0	0	0	2	1	27
Delta Junction	1	0	8	9	0	0	0	0	0	18
Dillingham	3	0	19	73	0	0	0	5	1	101
Fairbanks	61	14	126	504	5	1	0	13	3	727
Glennallen	0	0	4	15	0	0	0	2	0	21
Homer	1	1	25	71	1	0	0	0	0	99
Juneau	3	0	42	130	20	12	0	9	1	217
Kenai	9	4	91	309	3	0	0	5	0	421
Ketchikan	0	1	34	93	1	1	0	4	0	134
Kodiak	0	0	25	57	2	0	0	2	0	86
Kotzebue	3	0	37	81	0	0	0	5	1	127
Naknek	1	0	4	18	0	0	0	5	0	28
Nome	0	0	20	90	0	0	0	1	0	111
Palmer	3	1	66	467	2	1	0	13	0	553
Petersburg	0	0	4	7	0	0	0	1	0	12
Seward	0	3	9	28	0	0	0	0	0	40
Sitka	0	0	1	28	0	0	0	1	0	30
Tok	2	0	1	9	0	0	0	1	0	13
Unalaska	0	0	12	32	0	0	0	1	1	46
Valdez	0	0	2	20	0	0	0	0	0	22
Wrangell	0	0	2	8	0	1	0	0	0	11
Sub-total	230	45	1,154	4,333	41	16	0	128	24	5,971
from Other Courts	2	8	62	155	11	0	0	2	7	247
Total	232	53	1,216	4,488	52	16	0	130	31	6,218
% of Total	3.7	0.8	19.6	72.2	0.8	0.3	-	2.1	0.5	100.0
1st District	3	1	88	288	30	14	0	17	2	443
2nd District	3	1	75	245	1	0	0	8	1	334
3rd District	160	18	778	3,223	16	1	0	81	14	4,291
4th District	66	33	275	732	5	1	0	24	14	1,150

**Superior Court Activity
Felony Case Dispositions by Manner of Disposition - Other Courts
FY 11**

Court	Stage of Disposition									Total
	At / Before Arraignment		Between Arraignment and Trial			Court Trial		Jury Trial		
	Dismiss	Pled Guilty	Dismiss	Pled Guilty	Other	Guilty	Not Guilty	Guilty	Not Guilty	
Angoon	0	0	0	1	1	0	0	0	0	2
Aniak	0	3	10	23	0	0	0	0	0	36
Chevak	1	2	8	21	0	0	0	1	1	34
Emmonak	0	1	13	20	0	0	0	1	4	39
Fort Yukon	0	0	5	9	0	0	0	0	0	14
Galena	1	1	1	15	0	0	0	0	0	18
Haines	0	0	1	0	7	0	0	0	0	8
Healy*	Served by Nenana									
Hoonah	0	0	0	0	1	0	0	0	0	1
Kake	0	0	0	1	0	0	0	0	0	1
McGrath	0	0	3	3	0	0	0	0	1	7
Nenana	0	0	3	10	0	0	0	0	0	13
Sand Point	0	0	6	12	1	0	0	0	0	19
Skagway	0	0	0	0	0	0	0	0	0	0
St. Marys	0	1	10	20	0	0	0	0	1	32
St. Paul	0	0	0	4	1	0	0	0	0	5
Tanana	0	0	0	0	0	0	0	0	0	0
Unalakleet	0	0	2	16	0	0	0	0	0	18
Yakutat	0	0	0	0	0	0	0	0	0	0
Total	2	8	62	155	11	0	0	2	7	247
% of Total	0.8	3.2	25.1	62.8	4.5	-	-	0.8	2.8	100.0
1st District	0	0	1	2	9	0	0	0	0	12
2nd District	0	0	2	16	0	0	0	0	0	18
3rd District	0	0	6	16	2	0	0	0	0	24
4th District	2	8	53	121	0	0	0	2	7	193

* Healy court closed in FY10

**Superior Court Activity
Probate Case Filings - Superior Court Trial Sites
FY 09 - FY 11**

Court	FY 09	FY 10	FY 11	Change	
				FY 09 to FY 11	FY 10 to FY 11
Anchorage	1,667	1,979	2,564	54%	30%
Barrow	39	32	44	13%	38%
Bethel	165	168	157	-5%	-7%
Cordova	11	12	7	N/S	N/S
Craig	8	9	2	N/S	N/S
Delta Junction	0	0	0	N/S	N/S
Dillingham	38	36	21	-45%	-42%
Fairbanks	724	662	687	-5%	4%
Glennallen	4	9	6	N/S	N/S
Homer	78	71	60	-23%	-15%
Juneau	331	389	343	4%	-12%
Kenai	182	189	227	25%	20%
Ketchikan	162	144	154	-5%	7%
Kodiak	46	43	48	4%	12%
Kotzebue	26	21	38	46%	81%
Naknek	2	8	7	N/S	N/S
Nome	52	40	49	-6%	23%
Palmer	281	289	340	21%	18%
Petersburg	18	21	21	17%	0%
Seward	10	21	24	N/S	14%
Sitka	36	50	49	36%	-2%
Tok	2	0	0	N/S	N/S
Unalaska	0	1	6	N/S	N/S
Valdez	24	16	18	-25%	13%
Wrangell	15	25	20	33%	-20%
Sub-total	3,921	4,235	4,892	25%	16%
Probate Cases from Other Courts	4	7	5	N/S	N/S
Total	3,925	4,242	4,897	25%	15%
1st District	570	638	591	4%	-7%
2nd District	117	93	131	12%	41%
3rd District	2,346	2,681	3,329	42%	24%
4th District	892	830	846	-5%	2%

N/S - Numbers 10 or less are not compared statistically

**Superior Court Activity
Probate Case Filings - Other Courts
FY 09 - FY 11**

Court	FY 09	FY 10	FY 11	Change	
				FY 09 to FY 11	FY 10 to FY 11
Angoon	0	0	0	N/S	N/S
Aniak	1	0	0	N/S	N/S
Chevak	0	0	0	N/S	N/S
Emmonak	0	0	0	N/S	N/S
Fort Yukon	0	0	0	N/S	N/S
Galena	0	0	2	N/S	N/S
Haines	0	0	0	N/S	N/S
Healy*	0	0	Served by Nenana	N/S	N/S
Hoonah	0	0	1	N/S	N/S
Kake	0	0	0	N/S	N/S
McGrath	0	0	0	N/S	N/S
Nenana	0	0	0	N/S	N/S
Sand Point	2	4	1	N/S	N/S
Skagway	0	0	0	N/S	N/S
St. Marys	0	0	0	N/S	N/S
St. Paul	1	3	0	N/S	N/S
Tanana	0	0	0	N/S	N/S
Unalakleet	0	0	0	N/S	N/S
Yakutat	0	0	1	N/S	N/S
Total	4	7	5	N/S	N/S
1st District	0	0	2	N/S	N/S
2nd District	0	0	0	N/S	N/S
3rd District	3	7	1	N/S	N/S
4th District	1	0	2	N/S	N/S

N/S - Numbers 10 or less are not compared statistically

* Healy court closed in FY10

**Superior Court Activity
Probate Filings by Case Type - Superior Court Trial Sites
FY 11**

Court	Case Type						Total
	Adoptions	Estates	Commitment Proceedings	¹ Protective Proceedings	² Minor Proceedings	Other	
Anchorage	331	498	1,237	405	64	29	2,564
Barrow	2	14	14	13	1	0	44
Bethel	8	15	87	29	18	0	157
Cordova	0	1	4	2	0	0	7
Craig	0	0	1	1	0	0	2
Delta Junction	0	0	0	0	0	0	0
Dillingham	3	4	10	4	0	0	21
Fairbanks	130	151	270	101	17	18	687
Glennallen	4	0	0	2	0	0	6
Homer	1	24	21	14	0	0	60
Juneau	18	60	218	45	2	0	343
Kenai	40	81	44	59	3	0	227
Ketchikan	9	43	65	36	1	0	154
Kodiak	12	17	15	4	0	0	48
Kotzebue	5	1	24	7	1	0	38
Naknek	2	1	3	0	1	0	7
Nome	6	16	14	11	2	0	49
Palmer	110	91	39	89	10	1	340
Petersburg	2	4	10	5	0	0	21
Seward	0	2	13	8	1	0	24
Sitka	2	19	14	14	0	0	49
Tok	0	0	0	0	0	0	0
Unalaska	1	1	4	0	0	0	6
Valdez	1	8	4	5	0	0	18
Wrangell	1	4	9	5	0	1	20
Sub-total	688	1,055	2,120	859	121	49	4,892
Probate Cases from District and	0	1	4	0	0	0	5
Total	688	1,056	2,124	859	121	49	4,897
% of Total	14.0	21.6	43.4	17.5	2.5	1.0	100.0
1st District	32	131	318	106	3	1	591
2nd District	13	31	52	31	4	0	131
3rd District	505	728	1,395	592	79	30	3,329
4th District	138	166	359	130	35	18	846

¹ Guardianships, conservatorships, etc.

² Minor Settlements, emancipations, etc.

**Superior Court Activity
Probate Filings by Case Type - Other Courts
FY 11**

Court	Case Type						Total
	Adoptions	Estates	Commitment Proceedings	¹ Protective Proceedings	² Minor Proceedings	Other	
Angoon	0	0	0	0	0	0	0
Aniak	0	0	0	0	0	0	0
Chevak	0	0	0	0	0	0	0
Emmonak	0	0	0	0	0	0	0
Fort Yukon	0	0	0	0	0	0	0
Galena	0	0	2	0	0	0	2
Haines	0	0	0	0	0	0	0
Healy*	Served by Nenana						
Hoonah	0	1	0	0	0	0	1
Kake	0	0	0	0	0	0	0
McGrath	0	0	0	0	0	0	0
Nenana	0	0	0	0	0	0	0
Sand Point	0	0	1	0	0	0	1
Skagway	0	0	0	0	0	0	0
St. Marys	0	0	0	0	0	0	0
St. Paul	0	0	0	0	0	0	0
Tanana	0	0	0	0	0	0	0
Unalakleet	0	0	0	0	0	0	0
Yakutat	0	0	1	0	0	0	1
Total	0	1	4	0	0	0	5
% of Total	-	20.0	80.0	-	-	-	100.0
1st District	0	1	1	0	0	0	2
2nd District	0	0	0	0	0	0	0
3rd District	0	0	1	0	0	0	1
4th District	0	0	2	0	0	0	2

¹ Guardianships, conservatorships, etc.

² Minor Settlements, emancipations, etc.

* Healy court closed in FY10

**Superior Court Activity
Probate Case Dispositions - Superior Court Trial Sites
FY 09 - FY 11**

Court	FY 09	FY 10	FY 11	Change	
				FY 09 to FY 11	FY 10 to FY 11
Anchorage	1,492	1,804	2,395	61%	33%
Barrow	17	14	21	24%	50%
Bethel	120	123	188	57%	53%
Cordova	4	8	10	N/S	N/S
Craig	5	6	3	N/S	N/S
Delta Junction	0	0	0	N/S	N/S
Dillingham	42	19	21	-50%	11%
Fairbanks	771	729	596	-23%	-18%
Glennallen	4	7	5	N/S	N/S
Homer	46	50	93	102%	86%
Juneau	335	384	316	-6%	-18%
Kenai	174	206	194	11%	-6%
Ketchikan	180	152	113	-37%	-26%
Kodiak	49	64	50	2%	-22%
Kotzebue	30	18	30	0%	67%
Naknek	4	4	9	N/S	N/S
Nome	67	55	41	-39%	-25%
Palmer	296	211	242	-18%	15%
Petersburg	18	18	20	11%	11%
Seward	8	12	18	N/S	50%
Sitka	35	53	45	29%	-15%
Tok	1	1	0	N/S	N/S
Unalaska	0	0	4	N/S	N/S
Valdez	16	9	23	44%	N/S
Wrangell	10	22	23	N/S	5%
Sub-total	3,724	3,969	4,460	20%	12%
Probate Cases from Other Courts	4	6	2	N/S	N/S
Total	3,728	3,975	4,462	20%	12%
1st District	583	635	521	-11%	-18%
2nd District	114	87	92	-19%	6%
3rd District	2,138	2,399	3,065	43%	28%
4th District	893	854	784	-12%	-8%

N/S - Numbers 10 or less are not compared statistically

**Superior Court Activity
Probate Case Dispositions - Other Courts
FY 09 - FY 11**

Court	FY 09	FY 10	FY 11	Change	
				FY 09 to FY 11	FY 10 to FY 11
Angoon	0	0	0	N/S	N/S
Aniak	1	1	0	N/S	N/S
Chevak	0	0	0	N/S	N/S
Emmonak	0	0	0	N/S	N/S
Fort Yukon	0	0	0	N/S	N/S
Galena	0	0	0	N/S	N/S
Haines	0	0	0	N/S	N/S
Healy*	0	0	Served by Nenana	N/S	N/S
Hoonah	0	0	0	N/S	N/S
Kake	0	0	0	N/S	N/S
McGrath	0	0	0	N/S	N/S
Nenana	0	0	0	N/S	N/S
Sand Point	2	4	1	N/S	N/S
Skagway	0	0	0	N/S	N/S
St. Marys	0	0	0	N/S	N/S
St. Paul	1	1	0	N/S	N/S
Tanana	0	0	0	N/S	N/S
Unalakleet	0	0	0	N/S	N/S
Yakutat	0	0	1	N/S	N/S
Total	4	6	2	N/S	N/S
1st District	0	0	1	N/S	N/S
2nd District	0	0	0	N/S	N/S
3rd District	3	5	1	N/S	N/S
4th District	1	1	0	N/S	N/S

N/S - Numbers 10 or less are not compared statistically

* Healy court closed in FY10

**Superior Court Activity
Domestic Relations Case Filings - Superior Court Trial Sites
FY 09 - FY 11**

Court	FY 09	FY 10	FY 11	Change	
				FY 09 to FY 11	FY 10 to FY 11
Anchorage	2,571	2,680	2,801	9%	5%
Barrow	49	31	32	-35%	3%
Bethel	90	70	63	-30%	-10%
Cordova	9	8	6	N/S	N/S
Craig	22	27	25	14%	-7%
Delta Junction	11	11	20	82%	82%
Dillingham	15	14	20	33%	43%
Fairbanks	746	1,029	920	23%	-11%
Glennallen	21	10	13	-38%	N/S
Homer	64	83	74	16%	-11%
Juneau	241	217	260	8%	20%
Kenai	269	314	309	15%	-2%
Ketchikan	118	111	127	8%	14%
Kodiak	77	86	69	-10%	-20%
Kotzebue	52	46	46	-12%	0%
Naknek	4	3	6	N/S	N/S
Nome	47	23	46	-2%	100%
Palmer	531	539	640	21%	19%
Petersburg	16	13	19	19%	46%
Seward	19	20	23	21%	15%
Sitka	48	69	60	25%	-13%
Tok	12	11	4	N/S	N/S
Unalaska	9	15	12	N/S	-20%
Valdez	32	29	23	-28%	-21%
Wrangell	17	8	17	0%	N/S
Sub-total	5,090	5,467	5,635	11%	3%
Domestic Relations Cases from Other Courts	12	11	4	N/S	N/S
Total	5,102	5,478	5,639	11%	3%
1st District	462	445	508	10%	14%
2nd District	148	100	124	-16%	24%
3rd District	3,624	3,804	3,997	10%	5%
4th District	868	1,129	1,010	16%	-11%

N/S - Numbers 10 or less are not compared statistically

**Superior Court Activity
Domestic Relations Case Filings - Other Courts
FY 09 - FY 11**

Court	FY 09	FY 10	FY 11	Change	
				FY 09 to FY 11	FY 10 to FY 11
Angoon	0	0	0	N/S	N/S
Aniak	0	1	0	N/S	N/S
Chevak	1	0	0	N/S	N/S
Emmonak	1	2	0	N/S	N/S
Fort Yukon	0	0	1	N/S	N/S
Galena	0	0	1	N/S	N/S
Haines	0	0	0	N/S	N/S
Healy*	6	2	Served by Nenana	N/S	N/S
Hoonah	0	0	0	N/S	N/S
Kake	0	0	0	N/S	N/S
McGrath	0	0	0	N/S	N/S
Nenana	1	3	1	N/S	N/S
Sand Point	1	2	1	N/S	N/S
Skagway	0	0	0	N/S	N/S
St. Marys	0	0	0	N/S	N/S
St. Paul	2	1	0	N/S	N/S
Tanana	0	0	0	N/S	N/S
Unalakleet	0	0	0	N/S	N/S
Yakutat	0	0	0	N/S	N/S
Total	12	11	4	N/S	N/S
1st District	0	0	0	N/S	N/S
2nd District	0	0	0	N/S	N/S
3rd District	3	3	1	N/S	N/S
4th District	9	8	3	N/S	N/S

N/S - Numbers 10 or less are not compared statistically

* Healy court closed in FY10

**Superior Court Activity
Domestic Relations Filings by Case Type - Superior Court Trial Sites
FY 11**

Court	Case Type				Total
	Divorce	Dissolution	Support / Custody	Other	
Anchorage	1,054	1,029	615	103	2,801
Barrow	6	8	7	11	32
Bethel	29	6	11	17	63
Cordova	1	4	1	0	6
Craig	7	7	10	1	25
Delta Junction	4	16	0	0	20
Dillingham	8	8	4	0	20
Fairbanks	474	273	150	23	920
Glennallen	2	6	3	2	13
Homer	29	25	18	2	74
Juneau	97	105	54	4	260
Kenai	126	112	64	7	309
Ketchikan	46	41	38	2	127
Kodiak	31	28	9	1	69
Kotzebue	15	6	11	14	46
Naknek	3	0	2	1	6
Nome	10	18	7	11	46
Palmer	240	252	131	17	640
Petersburg	8	8	3	0	19
Seward	6	10	6	1	23
Sitka	19	23	17	1	60
Tok	2	2	0	0	4
Unalaska	6	5	1	0	12
Valdez	4	12	7	0	23
Wrangell	5	7	3	2	17
Sub-total	2,232	2,011	1,172	220	5,635
Domestic Relations Cases from Other Courts	1	3	0	0	4
Total	2,233	2,014	1,172	220	5,639
% of Total	39.6	35.7	20.8	3.9	100.0
1st District	182	191	125	10	508
2nd District	31	32	25	36	124
3rd District	1,510	1,492	861	134	3,997
4th District	510	299	161	40	1,010

**Superior Court Activity
Domestic Relations Filings by Case Type - Other Courts
FY 11**

Court	Case Type				Total
	Divorce	Dissolution	Support / Custody	Other	
Angoon	0	0	0	0	0
Aniak	0	0	0	0	0
Chevak	0	0	0	0	0
Emmonak	0	0	0	0	0
Fort Yukon	0	1	0	0	1
Galena	0	1	0	0	1
Haines	0	0	0	0	0
Healy*	Served by Nenana				
Hoonah	0	0	0	0	0
Kake	0	0	0	0	0
McGrath	0	0	0	0	0
Nenana	1	0	0	0	1
Sand Point	0	1	0	0	1
Skagway	0	0	0	0	0
St. Marys	0	0	0	0	0
St. Paul	0	0	0	0	0
Tanana	0	0	0	0	0
Unalakleet	0	0	0	0	0
Yakutat	0	0	0	0	0
Total	1	3	0	0	4
% of Total	25.0	75.0	0.0	0.0	100.0
1st District	0	0	0	0	0
2nd District	0	0	0	0	0
3rd District	0	1	0	0	1
4th District	1	2	0	0	3

* Healy court closed in FY10

**Superior Court Activity
Domestic Relations Case Dispositions - Superior Court Trial Sites
FY 09 - FY 11**

Court	FY 09	FY 10	FY 11	Change	
				FY 09 to FY 11	FY 10 to FY 11
Anchorage	2,585	2,458	2,735	6%	11%
Barrow	23	48	26	13%	-46%
Bethel	88	73	57	-35%	-22%
Cordova	10	10	6	N/S	N/S
Craig	23	28	19	-17%	-32%
Delta Junction	9	13	16	N/S	23%
Dillingham	14	9	18	29%	N/S
Fairbanks	763	957	949	24%	-1%
Glennallen	21	13	13	-38%	0%
Homer	47	87	69	47%	-21%
Juneau	217	214	241	11%	13%
Kenai	299	290	299	0%	3%
Ketchikan	126	102	120	-5%	18%
Kodiak	65	83	72	11%	-13%
Kotzebue	46	53	41	-11%	-23%
Naknek	5	3	5	N/S	N/S
Nome	54	26	42	-22%	62%
Palmer	535	545	565	6%	4%
Petersburg	17	17	15	-12%	-12%
Seward	15	24	21	40%	-12%
Sitka	48	65	62	29%	-5%
Tok	8	10	7	N/S	N/S
Unalaska	11	13	8	N/S	N/S
Valdez	27	28	26	-4%	-7%
Wrangell	16	12	17	6%	42%
Sub-total	5,072	5,181	5,449	7%	5%
Domestic Relations Cases from Other Courts	9	12	6	N/S	N/S
Total	5,081	5,193	5,455	7%	5%
1st District	447	438	474	6%	8%
2nd District	123	127	109	-11%	-14%
3rd District	3,635	3,566	3,840	6%	8%
4th District	876	1,062	1,032	18%	-3%

N/S - Numbers 10 or less are not compared statistically

**Superior Court Activity
Domestic Relations Case Dispositions - Other Courts
FY 09 - FY 11**

Court	FY 09	FY 10	FY 11	Change	
				FY 09 to FY 11	FY 10 to FY 11
Angoon	0	0	0	N/S	N/S
Aniak	1	1	0	N/S	N/S
Chevak	0	1	0	N/S	N/S
Emmonak	0	2	0	N/S	N/S
Fort Yukon	0	0	0	N/S	N/S
Galena	0	0	1	N/S	N/S
Haines	0	0	0	N/S	N/S
Healy*	6	3	Served by Nenana	N/S	N/S
Hoonah	0	0	0	N/S	N/S
Kake	0	0	0	N/S	N/S
McGrath	0	0	0	N/S	N/S
Nenana	1	1	2	N/S	N/S
Sand Point	0	2	2	N/S	N/S
Skagway	0	0	0	N/S	N/S
St. Marys	0	1	0	N/S	N/S
St. Paul	1	1	1	N/S	N/S
Tanana	0	0	0	N/S	N/S
Unalakleet	0	0	0	N/S	N/S
Yakutat	0	0	0	N/S	N/S
Total	9	12	6	N/S	N/S
1st District	0	0	0	N/S	N/S
2nd District	0	0	0	N/S	N/S
3rd District	1	3	3	N/S	N/S
4th District	8	9	3	N/S	N/S

N/S - Numbers 10 or less are not compared statistically

* Healy court closed in FY10

**Superior Court Activity
Domestic Relations Case Dispositions by Manner of Disposition -
Superior Court Trial Sites
FY 11**

Court	Stage of Disposition				Total
	Dismissed	Diss./Div. Hearing	Trial	Other	
Anchorage	491	1,576	395	273	2,735
Barrow	6	9	2	9	26
Bethel	13	23	5	16	57
Cordova	1	5	0	0	6
Craig	1	11	4	3	19
Delta Junction	1	15	0	0	16
Dillingham	3	12	3	0	18
Fairbanks	152	680	48	69	949
Glennallen	1	8	0	4	13
Homer	7	49	6	7	69
Juneau	37	159	27	18	241
Kenai	52	200	18	29	299
Ketchikan	23	64	30	3	120
Kodiak	9	54	5	4	72
Kotzebue	3	21	5	12	41
Naknek	2	2	0	1	5
Nome	4	23	4	11	42
Palmer	86	351	80	48	565
Petersburg	1	12	2	0	15
Seward	5	11	3	2	21
Sitka	8	44	6	4	62
Tok	3	3	0	1	7
Unalaska	2	5	1	0	8
Valdez	2	21	1	2	26
Wrangell	4	9	3	1	17
Sub-total	917	3,367	648	517	5,449
Domestic Relations Cases from Other Courts	0	6	0	0	6
Total	917	3,373	648	517	5,455
% of Total	16.8	61.8	11.9	9.5	100.0
1st District	74	299	72	29	474
2nd District	13	53	11	32	109
3rd District	661	2,297	512	370	3,840
4th District	169	724	53	86	1,032

**Superior Court Activity
Domestic Relations Case Dispositions by Manner of Disposition -
Other Courts
FY 11**

Court	Stage of Disposition				Total
	Dismissed	Diss./Div. Hearing	Trial	Other	
Angoon	0	0	0	0	0
Aniak	0	0	0	0	0
Chevak	0	0	0	0	0
Emmonak	0	0	0	0	0
Fort Yukon	0	0	0	0	0
Galena	0	1	0	0	1
Haines	0	0	0	0	0
Healy*	Served by Nenana				
Hoonah	0	0	0	0	0
Kake	0	0	0	0	0
McGrath	0	0	0	0	0
Nenana	0	2	0	0	2
Sand Point	0	2	0	0	2
Skagway	0	0	0	0	0
St. Marys	0	0	0	0	0
St. Paul	0	1	0	0	1
Tanana	0	0	0	0	0
Unalakleet	0	0	0	0	0
Yakutat	0	0	0	0	0
Total	0	6	0	0	6
% of Total	0.0	100.0	0.0	0.0	100.0
1st District	0	0	0	0	0
2nd District	0	0	0	0	0
3rd District	0	3	0	0	3
4th District	0	3	0	0	3

* Healy court closed in FY10

**Superior Court Activity
General Civil Case Filings - Superior Court Trial Sites
FY 09 - FY 11**

Court	FY 09	FY 10	FY 11	Change	
				FY 09 to FY 11	FY 10 to FY 11
Anchorage	1,437	1,388	1,277	-11%	-8%
Barrow	25	25	21	-16%	-16%
Bethel	112	76	76	-32%	0%
Cordova	5	2	4	N/S	N/S
Craig	15	10	5	N/S	N/S
Delta Junction	0	0	2	N/S	N/S
Dillingham	10	27	29	N/S	7%
Fairbanks	321	293	290	-10%	-1%
Glennallen	7	3	3	N/S	N/S
Homer	49	35	26	-47%	-26%
Juneau	165	173	175	6%	1%
Kenai	159	143	125	-21%	-13%
Ketchikan	73	62	47	-36%	-24%
Kodiak	41	25	34	-17%	36%
Kotzebue	15	13	22	47%	69%
Naknek	8	15	8	N/S	N/S
Nome	61	51	38	-38%	-25%
Palmer	245	222	252	3%	14%
Petersburg	13	12	10	N/S	N/S
Seward	7	14	12	N/S	-14%
Sitka	36	38	25	-31%	-34%
Tok	1	2	1	N/S	N/S
Unalaska	10	9	4	N/S	N/S
Valdez	14	7	20	43%	N/S
Wrangell	3	5	4	N/S	N/S
Sub-total	2,832	2,650	2,510	-11%	-5%
General Civil Cases from Other Courts	3	0	5	N/S	N/S
Total	2,835	2,650	2,515	-11%	-5%
1st District	305	300	266	-13%	-11%
2nd District	101	89	81	-20%	-9%
3rd District	1,992	1,890	1,796	-10%	-5%
4th District	437	371	372	-15%	0%

N/S - Numbers 10 or less are not compared statistically

**Superior Court Activity
General Civil Case Filings - Other Courts
FY 09 - FY 11**

Court	FY 09	FY 10	FY 11	Change	
				FY 09 to FY 11	FY 10 to FY 11
Angoon	0	0	0	N/S	N/S
Aniak	1	0	0	N/S	N/S
Chevak	0	0	0	N/S	N/S
Emmonak	0	0	0	N/S	N/S
Fort Yukon	0	0	1	N/S	N/S
Galena	0	0	1	N/S	N/S
Haines	0	0	0	N/S	N/S
Healy*	0	0	Served by Nenana	N/S	N/S
Hoonah	0	0	0	N/S	N/S
Kake	0	0	0	N/S	N/S
McGrath	0	0	0	N/S	N/S
Nenana	1	0	1	N/S	N/S
Sand Point	0	0	2	N/S	N/S
Skagway	0	0	0	N/S	N/S
St. Marys	1	0	0	N/S	N/S
St. Paul	0	0	0	N/S	N/S
Tanana	0	0	0	N/S	N/S
Unalakleet	0	0	0	N/S	N/S
Yakutat	0	0	0	N/S	N/S
Total	3	0	5	N/S	N/S
1st District	0	0	0	N/S	N/S
2nd District	0	0	0	N/S	N/S
3rd District	0	0	2	N/S	N/S
4th District	3	0	3	N/S	N/S

N/S - Numbers 10 or less are not compared statistically

* Healy court closed in FY10

**Superior Court Activity
General Civil Filings by Case Type - Superior Court Trial Sites
FY 11**

Court	Case Type					Total
	Admin. Review	Debt/ Contract	Tort	Real Prop/ Eviction	Other	
Anchorage	167	124	400	54	532	1,277
Barrow	3	0	5	3	10	21
Bethel	5	1	32	0	38	76
Cordova	0	0	1	1	2	4
Craig	0	0	0	0	5	5
Delta Junction	0	0	0	0	2	2
Dillingham	0	2	6	5	16	29
Fairbanks	34	21	79	30	126	290
Glennallen	0	0	1	0	2	3
Homer	3	0	5	1	17	26
Juneau	17	13	30	14	101	175
Kenai	16	2	43	7	57	125
Ketchikan	4	4	7	4	28	47
Kodiak	4	0	5	2	23	34
Kotzebue	0	1	2	1	18	22
Naknek	0	1	1	0	6	8
Nome	2	1	6	11	18	38
Palmer	26	13	65	17	131	252
Petersburg	1	0	0	1	8	10
Seward	0	1	1	0	10	12
Sitka	1	1	3	7	13	25
Tok	0	0	0	0	1	1
Unalaska	0	0	0	1	3	4
Valdez	2	0	3	3	12	20
Wrangell	0	0	0	2	2	4
Sub-total	285	185	695	164	1,181	2,510
General Civil Cases from Other Courts	0	1	1	0	3	5
Total	285	186	696	164	1,184	2,515
% of Total	11.3	7.4	27.7	6.5	47.1	100.0
1st District	23	18	40	28	157	266
2nd District	5	2	13	15	46	81
3rd District	218	144	531	91	812	1,796
4th District	39	22	112	30	169	372

**Superior Court Activity
General Civil Filings by Case Type - Other Courts
FY 11**

Court	Case Type					Total
	Admin. Review	Debt/ Contract	Tort	Real Prop/ Eviction	Other	
Angoon	0	0	0	0	0	0
Aniak	0	0	0	0	0	0
Chevak	0	0	0	0	0	0
Emmonak	0	0	0	0	0	0
Fort Yukon	0	0	0	0	1	1
Galena	0	0	0	0	1	1
Haines	0	0	0	0	0	0
Healy*	Served by Nenana					
Hoonah	0	0	0	0	0	0
Kake	0	0	0	0	0	0
McGrath	0	0	0	0	0	0
Nenana	0	0	1	0	0	1
Sand Point	0	1	0	0	1	2
Skagway	0	0	0	0	0	0
St. Marys	0	0	0	0	0	0
St. Paul	0	0	0	0	0	0
Tanana	0	0	0	0	0	0
Unalakleet	0	0	0	0	0	0
Yakutat	0	0	0	0	0	0
Total	0	1	1	0	3	5
% of Total	0.0	20.0	20.0	0.0	60.0	100.0
1st District	0	0	0	0	0	0
2nd District	0	0	0	0	0	0
3rd District	0	1	0	0	1	2
4th District	0	0	1	0	2	3

* Healy court closed in FY10

**Superior Courts
General Civil Case Types
FY 11**

Administrative Review

Administrative Appeal
Appeal from District Court
Petition for Review

Debt / Contract

Debt - General
Other Contract

Tort

Personal Injury - Auto
Personal Injury - Other
Wrongful Death
Property Damage - Auto
Property Damage - Other
Medical Malpractice
Legal Malpractice
Other Malpractice

Eviction/Real Property

Foreclosure
Quiet Title
Condemnation
Forcible Entry and Detainer
Real Estate Matter

Other

Change of Name	Coroner
Election Contest or Recount Appeal	Order to Show Cause
Injunctive Relief	Contempt
Application for Post-Conviction Relief	Other
Habeas Corpus	
Registration of Foreign Judgment	

Deliberately left blank

**Superior Court Activity
General Civil Case Dispositions - Superior Court Trial Sites
FY 09 - FY 11**

Court	FY 09	FY 10	FY 11	Change	
				FY 09 to FY 11	FY 10 to FY 11
Anchorage	1,420	1,338	1,451	2%	8%
Barrow	18	19	27	50%	42%
Bethel	101	87	87	-14%	0%
Cordova	3	4	3	N/S	N/S
Craig	10	5	11	N/S	N/S
Delta Junction	0	0	2	N/S	N/S
Dillingham	13	13	14	8%	8%
Fairbanks	314	299	270	-14%	-10%
Glennallen	4	7	4	N/S	N/S
Homer	38	46	36	-5%	-22%
Juneau	166	170	171	3%	1%
Kenai	165	171	136	-18%	-20%
Ketchikan	77	72	65	-16%	-10%
Kodiak	29	31	34	17%	10%
Kotzebue	18	16	12	-33%	-25%
Naknek	7	12	2	N/S	N/S
Nome	68	38	40	-41%	5%
Palmer	269	223	269	0%	21%
Petersburg	13	15	13	0%	-13%
Seward	7	14	15	N/S	7%
Sitka	40	36	35	-12%	-3%
Tok	2	1	1	N/S	N/S
Unalaska	5	11	3	N/S	N/S
Valdez	5	7	19	N/S	N/S
Wrangell	3	4	5	N/S	N/S
Sub-total	2,795	2,639	2,725	-3%	3%
General Civil Cases from Other Courts	10	4	2	N/S	N/S
Total	2,805	2,643	2,727	-3%	3%
1st District	309	302	300	-3%	-1%
2nd District	104	73	79	-24%	8%
3rd District	1,965	1,878	1,988	1%	6%
4th District	427	390	360	-16%	-8%

N/S - Numbers 10 or less are not compared statistically

**Superior Court Activity
General Civil Case Dispositions - Other Courts
FY 09 - FY 11**

Court	FY 09	FY 10	FY 11	Change	
				FY 09 to FY 11	FY 10 to FY 11
Angoon	0	0	0	N/S	N/S
Aniak	2	2	0	N/S	N/S
Chevak	3	0	0	N/S	N/S
Emmonak	0	0	0	N/S	N/S
Fort Yukon	0	0	0	N/S	N/S
Galena	0	0	0	N/S	N/S
Haines	0	0	0	N/S	N/S
Healy*	0	0	Served by Nenana	N/S	N/S
Hoonah	0	0	0	N/S	N/S
Kake	0	0	0	N/S	N/S
McGrath	1	0	0	N/S	N/S
Nenana	1	0	0	N/S	N/S
Sand Point	0	0	2	N/S	N/S
Skagway	0	0	0	N/S	N/S
St. Marys	3	1	0	N/S	N/S
St. Paul	0	1	0	N/S	N/S
Tanana	0	0	0	N/S	N/S
Unalakleet	0	0	0	N/S	N/S
Yakutat	0	0	0	N/S	N/S
Total	10	4	2	N/S	N/S
1st District	0	0	0	N/S	N/S
2nd District	0	0	0	N/S	N/S
3rd District	0	1	2	N/S	N/S
4th District	10	3	0	N/S	N/S

N/S - Numbers 10 or less are not compared statistically

* Healy court closed in FY10

**Superior Court Activity
General Civil Case Dispositions by Manner of Disposition -
Superior Court Trial Sites
FY 11**

Court	Stage of Disposition						Total
	Dismiss / Settle	Default Judgment	Summary Judgment	Court Trial	Jury Trial	Other	
Anchorage	852	32	97	21	30	419	1,451
Barrow	15	1	1	0	0	10	27
Bethel	46	0	0	0	2	39	87
Cordova	1	0	0	0	0	2	3
Craig	2	0	0	0	1	8	11
Delta Junction	0	0	0	0	0	2	2
Dillingham	10	1	1	0	0	2	14
Fairbanks	134	9	12	5	5	105	270
Glennallen	1	0	1	0	0	2	4
Homer	16	3	4	1	0	12	36
Juneau	80	8	16	2	3	62	171
Kenai	69	3	7	2	5	50	136
Ketchikan	36	3	4	5	0	17	65
Kodiak	17	3	1	0	2	11	34
Kotzebue	8	0	0	0	0	4	12
Naknek	2	0	0	0	0	0	2
Nome	13	7	1	2	1	16	40
Palmer	139	10	11	6	1	102	269
Petersburg	4	0	2	0	0	7	13
Seward	4	0	0	0	0	11	15
Sitka	16	4	2	0	0	13	35
Tok	0	0	0	0	0	1	1
Unalaska	2	0	0	0	0	1	3
Valdez	8	0	0	0	0	11	19
Wrangell	1	1	1	0	0	2	5
Sub-total	1,476	85	161	44	50	909	2,725
General Civil Cases from Other Courts	1	0	0	0	0	1	2
Total	1,477	85	161	44	50	910	2,727
% of Total	54.2	3.1	5.9	1.6	1.8	33.4	100.0
1st District	139	16	25	7	4	109	300
2nd District	36	8	2	2	1	30	79
3rd District	1,122	52	122	30	38	624	1,988
4th District	180	9	12	5	7	147	360

Superior Court Activity
General Civil Case Dispositions by Manner of Disposition - Other Courts
FY 11

Court	Stage of Disposition						Total
	Dismiss / Settle	Default Judgment	Summary Judgment	Court Trial	Jury Trial	Other	
Angoon	0	0	0	0	0	0	0
Aniak	0	0	0	0	0	0	0
Chevak	0	0	0	0	0	0	0
Emmonak	0	0	0	0	0	0	0
Fort Yukon	0	0	0	0	0	0	0
Galena	0	0	0	0	0	0	0
Haines	0	0	0	0	0	0	0
Healy*	Served by Nenana						
Hoonah	0	0	0	0	0	0	0
Kake	0	0	0	0	0	0	0
McGrath	0	0	0	0	0	0	0
Nenana	0	0	0	0	0	0	0
Sand Point	1	0	0	0	0	1	2
Skagway	0	0	0	0	0	0	0
St. Marys	0	0	0	0	0	0	0
St. Paul	0	0	0	0	0	0	0
Tanana	0	0	0	0	0	0	0
Unalakleet	0	0	0	0	0	0	0
Yakutat	0	0	0	0	0	0	0
Total	1	0	0	0	0	1	2
% of Total	50.0	0.0	0.0	0.0	0.0	50.0	100.0
1st District	0	0	0	0	0	0	0
2nd District	0	0	0	0	0	0	0
3rd District	1	0	0	0	0	1	2
4th District	0	0	0	0	0	0	0

* Healy court closed in FY10

**Superior Court Activity
CINA Case Filings - Superior Court Trial Sites
FY 09 - FY 11**

Court	FY 09	FY 10	FY 11	Change	
				FY 09 to FY 11	FY 10 to FY 11
Anchorage	630	623	667	6%	7%
Barrow	9	11	17	N/S	55%
Bethel	132	112	158	20%	41%
Cordova	1	2	3	N/S	N/S
Craig	0	4	3	N/S	N/S
Delta Junction	0	0	0	N/S	N/S
Dillingham	4	6	3	N/S	N/S
Fairbanks	184	232	188	2%	-19%
Glennallen	11	11	22	100%	100%
Homer	7	13	15	N/S	15%
Juneau	50	71	99	98%	39%
Kenai	46	80	73	59%	-9%
Ketchikan	17	35	33	94%	-6%
Kodiak	1	13	23	N/S	77%
Kotzebue	50	28	12	-76%	-57%
Naknek	5	5	10	N/S	N/S
Nome	46	21	44	-4%	110%
Palmer	177	235	295	67%	26%
Petersburg	0	1	0	N/S	N/S
Seward	0	2	0	N/S	N/S
Sitka	9	7	7	N/S	N/S
Tok	0	0	0	N/S	N/S
Unalaska	2	1	0	N/S	N/S
Valdez	2	12	8	N/S	N/S
Wrangell	0	0	2	N/S	N/S
Sub-total	1,383	1,525	1,682	22%	10%
CINA Cases from Other Courts	4	1	46	N/S	N/S
Total	1,387	1,526	1,728	25%	13%
1st District	76	118	144	89%	22%
2nd District	105	60	73	-30%	22%
3rd District	890	1,004	1,128	27%	12%
4th District	316	344	383	21%	11%

N/S - Numbers 10 or less are not compared statistically

**Superior Court Activity
CINA Case Filings - Other Courts
FY 09 - FY 11**

Court	FY 09	FY 10	FY 11	Change	
				FY 09 to FY 11	FY 10 to FY 11
Angoon	0	0	0	N/S	N/S
Aniak	0	0	0	N/S	N/S
Chevak	0	0	11	N/S	N/S
Emmonak	0	0	14	N/S	N/S
Fort Yukon	0	0	0	N/S	N/S
Galena	0	0	0	N/S	N/S
Haines	0	0	0	N/S	N/S
Healy*	0	0	Served by Nenana	N/S	N/S
Hoonah	0	0	0	N/S	N/S
Kake	0	0	0	N/S	N/S
McGrath	0	0	2	N/S	N/S
Nenana	0	0	0	N/S	N/S
Sand Point	0	1	0	N/S	N/S
Skagway	0	0	0	N/S	N/S
St. Marys	0	0	10	N/S	N/S
St. Paul	4	0	9	N/S	N/S
Tanana	0	0	0	N/S	N/S
Unalakleet	0	0	0	N/S	N/S
Yakutat	0	0	0	N/S	N/S
Total	4	1	46	N/S	N/S
1st District	0	0	0	N/S	N/S
2nd District	0	0	0	N/S	N/S
3rd District	4	1	9	N/S	N/S
4th District	0	0	37	N/S	N/S

N/S - Numbers 10 or less are not compared statistically

* Healy court closed in FY10

**Superior Court Activity
Delinquency Case Filings - Superior Court Trial Sites
FY 09 - FY 11**

Court	FY 09	FY 10	FY 11	Change	
				FY 09 to FY 11	FY 10 to FY 11
Anchorage	501	545	467	-7%	-14%
Barrow	33	29	39	18%	34%
Bethel	66	66	58	-12%	-12%
Cordova	2	8	2	N/S	N/S
Craig	10	4	12	N/S	N/S
Delta Junction	1	3	0	N/S	N/S
Dillingham	23	18	14	-39%	-22%
Fairbanks	115	84	90	-22%	7%
Glennallen	3	2	2	N/S	N/S
Homer	15	11	19	27%	73%
Juneau	51	68	64	25%	-6%
Kenai	62	58	71	15%	22%
Ketchikan	33	31	52	58%	68%
Kodiak	67	32	24	-64%	-25%
Kotzebue	33	27	38	15%	41%
Naknek	3	8	7	N/S	N/S
Nome	75	64	54	-28%	-16%
Palmer	68	84	104	53%	24%
Petersburg	13	4	11	-15%	N/S
Seward	0	0	0	N/S	N/S
Sitka	11	12	10	N/S	N/S
Tok	2	4	1	N/S	N/S
Unalaska	1	1	1	N/S	N/S
Valdez	7	6	2	N/S	N/S
Wrangell	14	9	12	-14%	N/S
Sub-total	1,209	1,178	1,154	-5%	-2%
Delinquency Cases from Other Courts	24	33	53	121%	61%
Total	1,233	1,211	1,207	-2%	0%
1st District	132	128	161	22%	26%
2nd District	141	120	131	-7%	9%
3rd District	755	781	718	-5%	-8%
4th District	205	182	197	-4%	8%

N/S - Numbers 10 or less are not compared statistically

**Superior Court Activity
Delinquency Case Filings - Other Courts
FY 09 - FY 11**

Court	FY 09	FY 10	FY 11	Change	
				FY 09 to FY 11	FY 10 to FY 11
Angoon	0	0	0	N/S	N/S
Aniak	2	0	11	N/S	N/S
Chevak	1	1	3	N/S	N/S
Emmonak	0	4	17	N/S	N/S
Fort Yukon	3	2	1	N/S	N/S
Galena	10	10	9	N/S	N/S
Haines	0	0	0	N/S	N/S
Healy*	0	0	Served by Nenana	N/S	N/S
Hoonah	0	0	0	N/S	N/S
Kake	0	0	0	N/S	N/S
McGrath	0	0	1	N/S	N/S
Nenana	4	2	0	N/S	N/S
Sand Point	2	8	5	N/S	N/S
Skagway	0	0	0	N/S	N/S
St. Marys	1	5	6	N/S	N/S
St. Paul	1	0	0	N/S	N/S
Tanana	0	1	0	N/S	N/S
Unalakleet	0	0	0	N/S	N/S
Yakutat	0	0	0	N/S	N/S
Total	24	33	53	121%	61%
1st District	0	0	0	N/S	N/S
2nd District	0	0	0	N/S	N/S
3rd District	3	8	5	N/S	N/S
4th District	21	25	48	129%	92%

N/S - Numbers 10 or less are not compared statistically

* Healy court closed in FY10

**Superior Court Activity
CINA and Delinquency Filings by Case Type - Superior Court Trial Sites
FY 11**

Court	Child in Need of Aid	Petitions to Terminate Parent Rights	Total	Delinquency	Petitions to Revoke Probation	Total
Anchorage	418	249	667	256	211	467
Barrow	13	4	17	29	10	39
Bethel	81	77	158	37	21	58
Cordova	3	0	3	1	1	2
Craig	3	0	3	11	1	12
Delta Junction	0	0	0	0	0	0
Dillingham	2	1	3	7	7	14
Fairbanks	122	66	188	69	21	90
Glennallen	12	10	22	2	0	2
Homer	7	8	15	13	6	19
Juneau	64	35	99	46	18	64
Kenai	53	20	73	52	19	71
Ketchikan	12	21	33	26	26	52
Kodiak	21	2	23	19	5	24
Kotzebue	7	5	12	31	7	38
Naknek	0	10	10	1	6	7
Nome	29	15	44	26	28	54
Palmer	194	101	295	91	13	104
Petersburg	0	0	0	5	6	11
Seward	0	0	0	0	0	0
Sitka	6	1	7	8	2	10
Tok	0	0	0	0	1	1
Unalaska	0	0	0	1	0	1
Valdez	6	2	8	0	2	2
Wrangell	2	0	2	6	6	12
Sub-total	1,055	627	1,682	737	417	1,154
CINA and Delinquency Cases from Other Courts	33	13	46	38	15	53
Total	1,088	640	1,728	775	432	1,207
% of Total	63.0	37.0	100.0	64.2	35.8	100.0
1st District	87	57	144	102	59	161
2nd District	49	24	73	86	45	131
3rd District	723	405	1,128	444	274	718
4th District	229	154	383	143	54	197

**Superior Court Activity
CINA and Delinquency Filings by Case Type - Other Courts
FY 11**

Court	Child in Need of Aid	Petitions to Terminate Parent Rights	Total	Delinquency	Petitions to Revoke Probation	Total
Angoon	0	0	0	0	0	0
Aniak	0	0	0	8	3	11
Chevak	0	11	11	3	0	3
Emmonak	14	0	14	15	2	17
Fort Yukon	0	0	0	1	0	1
Galena	0	0	0	4	5	9
Haines	0	0	0	0	0	0
Healy*	Served by Nenana					
Hoonah	0	0	0	0	0	0
Kake	0	0	0	0	0	0
McGrath	2	0	2	1	0	1
Nenana	0	0	0	0	0	0
Sand Point	0	0	0	1	4	5
Skagway	0	0	0	0	0	0
St. Marys	10	0	10	5	1	6
St. Paul	7	2	9	0	0	0
Tanana	0	0	0	0	0	0
Unalakleet	0	0	0	0	0	0
Yakutat	0	0	0	0	0	0
Total	33	13	46	38	15	53
% of Total	71.7	28.3	100.0	71.7	28.3	100.0
1st District	0	0	0	0	0	0
2nd District	0	0	0	0	0	0
3rd District	7	2	9	1	4	5
4th District	26	11	37	37	11	48

* Healy court closed in FY10

District Courts



District Court Activity
Total Case Filings - Superior Court Trial Sites
FY 09 - FY 11

Court	FY 09	FY 10	FY 11	Change	
				FY 09 to FY 11	FY 10 to FY 11
Anchorage	56,577	60,018	56,402	0%	-6%
Barrow	890	1,064	1,064	20%	0%
Bethel	1,648	1,789	1,988	21%	11%
Cordova	306	419	361	18%	-14%
Craig	665	676	783	18%	16%
Delta Junction	1,087	1,184	817	-25%	-31%
Dillingham	902	816	783	-13%	-4%
Fairbanks	15,543	17,460	15,483	0%	-11%
Glennallen	2,041	2,486	2,751	35%	11%
Homer	2,346	1,727	2,881	23%	67%
Juneau	4,241	5,435	6,732	59%	24%
Kenai	9,329	9,463	10,417	12%	10%
Ketchikan	2,692	2,438	2,741	2%	12%
Kodiak	2,065	1,653	1,420	-31%	-14%
Kotzebue	1,031	916	1,107	7%	21%
Naknek	320	354	373	17%	5%
Nome	1,317	1,253	1,078	-18%	-14%
Palmer	20,159	21,710	24,594	22%	13%
Petersburg	452	357	329	-27%	-8%
Seward	2,589	2,576	2,638	2%	2%
Sitka	904	814	1,474	63%	81%
Tok	779	454	427	-45%	-6%
Unalaska	650	590	661	2%	12%
Valdez	637	604	635	0%	5%
Wrangell	204	167	229	12%	37%
Sub-total	129,374	136,423	138,168	7%	1%
District Court Cases from Other Courts	4,866	4,159	3,572	-27%	-14%
Total	134,240	140,582	141,740	6%	1%
1st District	9,909	10,645	12,900	30%	21%
2nd District	3,377	3,385	3,409	1%	1%
3rd District	98,131	102,635	104,124	6%	1%
4th District	22,823	23,917	21,307	-7%	-11%

District Court Activity
Total Case Filings - Other Courts
FY 09 - FY 11

Court	FY 09	FY 10	FY 11	Change	
				FY 09 to FY 11	FY 10 to FY 11
Angoon	51	64	44	-14%	-31%
Aniak	162	143	182	12%	27%
Chevak	327	437	360	10%	-18%
Emmonak	416	296	374	-10%	26%
Fort Yukon	96	69	83	-14%	20%
Galena	141	176	121	-14%	-31%
Haines	249	238	206	-17%	-13%
Healy*	1,648	821	Served by Nenana	N/S	N/S
Hoonah	113	167	98	-13%	-41%
Kake	51	47	24	-53%	-49%
McGrath	64	17	30	-53%	76%
Nenana	699	785	1,041	49%	33%
Sand Point	163	174	183	12%	5%
Skagway	145	114	120	-17%	5%
St. Marys	198	256	380	92%	48%
St. Paul	47	45	25	-47%	-44%
Tanana	15	30	21	40%	-30%
Unalakleet	139	152	160	15%	5%
Yakutat	142	128	120	-15%	-6%
Total	4,866	4,159	3,572	-27%	-14%
1st District	751	758	612	-19%	-19%
2nd District	139	152	160	15%	5%
3rd District	210	219	208	-1%	-5%
4th District	3,766	3,030	2,592	-31%	-14%

N/S - Numbers 10 or less are not compared statistically

* Healy court closed in FY10

**District Court Activity
Total Case Dispositions - Superior Court Trial Sites
FY 09 - FY 11**

Court	FY 09	FY 10	FY 11	Change	
				FY 09 to FY 11	FY 10 to FY 11
Anchorage	56,853	60,705	57,520	1%	-5%
Barrow	815	1,071	936	15%	-13%
Bethel	1,736	1,791	1,950	12%	9%
Cordova	293	393	378	29%	-4%
Craig	633	699	805	27%	15%
Delta Junction	1,119	1,161	836	-25%	-28%
Dillingham	983	713	767	-22%	8%
Fairbanks	15,621	17,382	15,145	-3%	-13%
Glennallen	1,955	2,397	2,539	30%	6%
Homer	2,211	1,720	2,601	18%	51%
Juneau	4,915	10,270	5,610	14%	-45%
Kenai	9,660	9,716	10,235	6%	5%
Ketchikan	2,509	2,736	2,676	7%	-2%
Kodiak	2,229	1,718	1,384	-38%	-19%
Kotzebue	1,138	924	1,022	-10%	11%
Naknek	463	358	331	-29%	-8%
Nome	1,411	1,281	1,106	-22%	-14%
Palmer	20,740	21,176	23,356	13%	10%
Petersburg	471	393	319	-32%	-19%
Seward	2,578	2,770	2,609	1%	-6%
Sitka	953	886	1,442	51%	63%
Tok	773	488	415	-46%	-15%
Unalaska	661	517	677	2%	31%
Valdez	648	650	623	-4%	-4%
Wrangell	206	185	211	2%	14%
Sub-total	131,574	142,100	135,493	3%	-5%
District Court Cases from Other Courts	4,623	4,688	3,559	-23%	-24%
Total	136,197	146,788	139,052	2%	-5%
1st District	10,420	16,032	11,702	12%	-27%
2nd District	3,525	3,443	3,223	-9%	-6%
3rd District	99,499	103,068	103,202	4%	0%
4th District	22,753	24,245	20,925	-8%	-14%

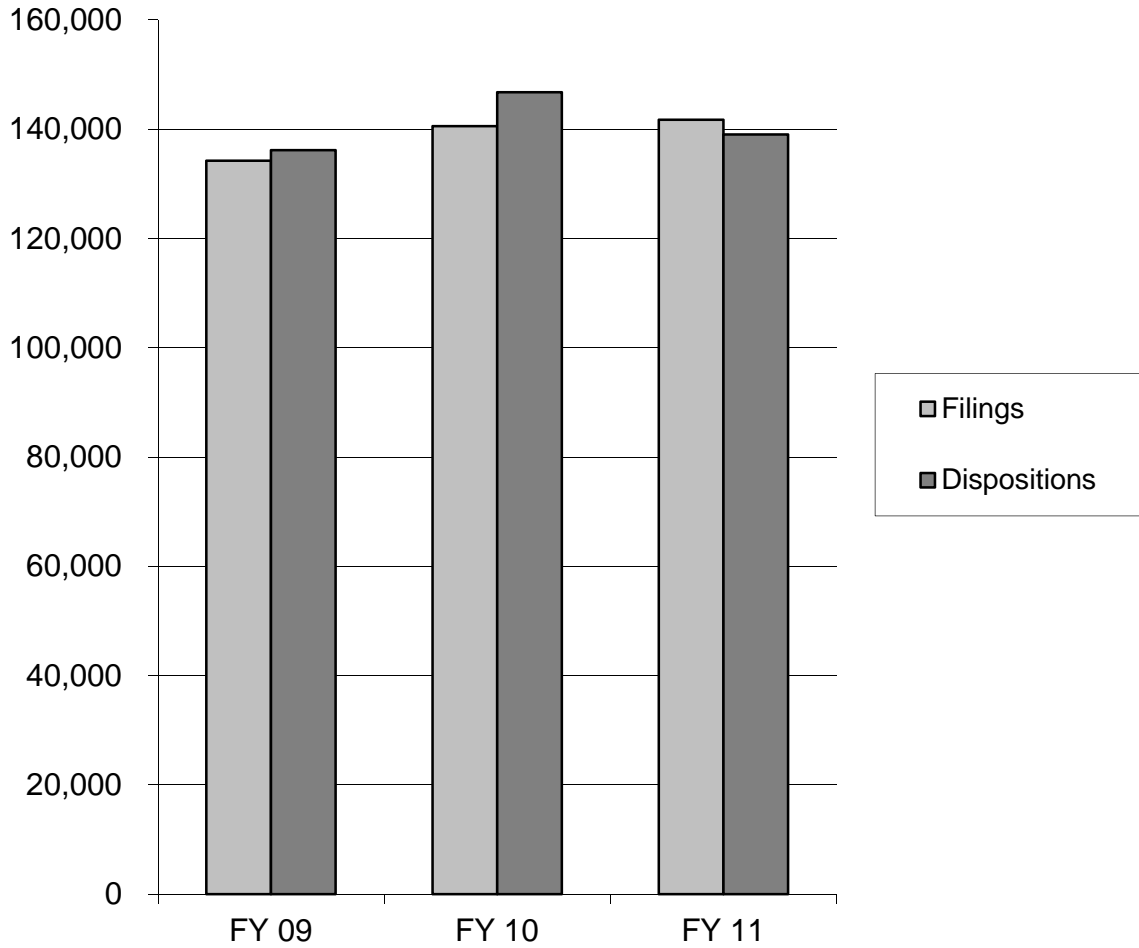
**District Court Activity
Totals Case Dispositions - Other Courts
FY 09 - FY 11**

Court	FY 09	FY 10	FY 11	Change	
				FY 09 to FY 11	FY 10 to FY 11
Angoon	36	156	45	25%	-71%
Aniak	155	166	181	17%	9%
Chevak	293	466	365	25%	-22%
Emmonak	431	299	350	-19%	17%
Fort Yukon	62	50	95	53%	90%
Galena	144	174	138	-4%	-21%
Haines	266	232	258	-3%	11%
Healy*	1,438	1,186	Served by Nenana	N/S	N/S
Hoonah	123	168	100	-19%	-40%
Kake	45	53	27	-40%	-49%
McGrath	60	30	27	-55%	-10%
Nenana	702	781	1,040	48%	33%
Sand Point	169	189	152	-10%	-20%
Skagway	139	129	83	-40%	-36%
St. Marys	208	247	359	73%	45%
St. Paul	56	46	30	-46%	-35%
Tanana	11	24	24	118%	0%
Unalakleet	161	167	159	-1%	-5%
Yakutat	124	125	126	2%	1%
Total	4,623	4,688	3,559	-23%	-24%
1st District	733	863	639	-13%	-26%
2nd District	161	167	159	-1%	-5%
3rd District	225	235	182	-19%	-23%
4th District	3,504	3,423	2,579	-26%	-25%

N/S - Numbers 10 or less are not compared statistically

* Healy court closed in FY10

**District Court Activity
Filing and Disposition Trends
FY 09 - FY 11**



<u>Category</u>	<u>FY 09</u>	<u>FY 10</u>	<u>FY 11</u>
Filings	134,240	140,582	141,740
Dispositions	136,197	146,788	139,052

Deliberately left blank

**District Court Activity
Clearance Rates - Superior Court Trial Sites
FY 10 & FY 11**

Court	Non-Minor Off Filings	Change From FY 10	Minor Offense Filings	Change From FY 10	Total Filings	Change From FY 10	Clearance Rates	
							FY 10	FY 11
Anchorage	26,120	0%	30,282	-11%	56,402	-6%	101%	102%
Barrow	735	-1%	329	3%	1,064	0%	101%	88%
Bethel	1,639	13%	349	4%	1,988	11%	100%	98%
Cordova	177	-31%	184	14%	361	-14%	94%	105%
Craig	443	12%	340	21%	783	16%	103%	103%
Delta Junction	188	-1%	629	-37%	817	-31%	98%	102%
Dillingham	608	-9%	175	20%	783	-4%	87%	98%
Fairbanks	7,397	-9%	8,086	-14%	15,483	-11%	100%	98%
Glennallen	273	-5%	2,478	13%	2,751	11%	96%	92%
Homer	895	21%	1,986	102%	2,881	67%	100%	90%
Juneau	2,729	-9%	4,003	63%	6,732	24%	189%	83%
Kenai	3,190	-4%	7,227	18%	10,417	10%	103%	98%
Ketchikan	1,777	11%	964	15%	2,741	12%	112%	98%
Kodiak	747	-9%	673	-19%	1,420	-14%	104%	97%
Kotzebue	937	17%	170	44%	1,107	21%	101%	92%
Naknek	291	9%	82	-5%	373	5%	101%	89%
Nome	923	-6%	155	-43%	1,078	-14%	102%	103%
Palmer	6,082	-2%	18,512	19%	24,594	13%	98%	95%
Petersburg	222	3%	107	-25%	329	-8%	110%	97%
Seward	467	-4%	2,171	4%	2,638	2%	108%	99%
Sitka	659	10%	815	276%	1,474	81%	109%	98%
Tok	158	-10%	269	-3%	427	-6%	107%	97%
Unalaska	254	-2%	407	23%	661	12%	88%	102%
Valdez	306	-1%	329	12%	635	5%	108%	98%
Wrangell	191	32%	38	73%	229	37%	111%	92%
Sub-total	57,408	-1%	80,760	3%	138,168	1%	104%	98%
District Court Cases from Other Courts	2,060	-6%	1,512	-23%	3,572	-14%	113%	100%
Total	59,468	-1%	82,272	3%	141,740	1%	104%	98%
1st District	6,357	0%	6,543	53%	12,900	21%	151%	91%
2nd District	2,704	3%	705	-6%	3,409	1%	102%	95%
3rd District	39,593	-1%	64,531	3%	104,124	1%	100%	99%
4th District	10,814	-5%	10,493	-16%	21,307	-11%	101%	98%

Clearance rate measures whether a court is keeping up with its incoming caseload. Courts aspire to clear (i.e., dispose of) at least as many cases as have been filed in a period by having a clearance rate of 100 percent or higher.

**District Court Activity
Clearance Rates - Other Courts
FY 10 & FY 11**

Court	Non-Minor Off Filings	Change From FY 10	Minor Offense Filings	Change From FY 10	Total Filings	Change From FY 10	Clearance Rates	
							FY 10	FY 11
Angoon	41	-18%	3	N/S	44	-31%	244%	102%
Aniak	176	49%	6	N/S	182	27%	116%	99%
Chevak	356	-19%	4	N/S	360	-18%	107%	101%
Emmonak	272	12%	102	92%	374	26%	101%	94%
Fort Yukon	77	13%	6	N/S	83	20%	72%	114%
Galena	108	-35%	13	N/S	121	-31%	99%	114%
Haines	125	17%	81	-38%	206	-13%	97%	125%
Healy*	Served by Nenana	N/S	Served by Nenana	N/S	Served by Nenana	N/S	144%	Served by Nenana
Hoonah	66	-41%	32	-43%	98	-41%	101%	102%
Kake	18	-61%	6	N/S	24	-49%	113%	113%
McGrath	28	100%	2	N/S	30	76%	176%	90%
Nenana	149	12%	892	37%	1,041	33%	99%	100%
Sand Point	158	16%	25	-34%	183	5%	109%	83%
Skagway	25	-22%	95	16%	120	5%	113%	69%
St. Marys	252	35%	128	83%	380	48%	96%	94%
St. Paul	25	-43%	0	N/S	25	-44%	102%	120%
Tanana	14	-36%	7	N/S	21	-30%	80%	114%
Unalakleet	109	-5%	51	38%	160	5%	110%	99%
Yakutat	61	-34%	59	69%	120	-6%	98%	105%
Total	2,060	-6%	1,512	-23%	3,572	-14%	113%	100%
1st District	336	-23%	276	-13%	612	-19%	114%	104%
2nd District	109	-5%	51	38%	160	5%	110%	99%
3rd District	183	2%	25	-36%	208	-5%	107%	88%
4th District	1,432	-2%	1,160	-26%	2,592	-14%	113%	99%

Clearance rate measures whether a court is keeping up with its incoming caseload. Courts aspire to clear (i.e., dispose of) at least as many cases as have been filed in a period by having a clearance rate of 100 percent or higher.

N/S - Numbers 10 or less not compared statistically

* Healy court closed in FY10

**District Court Activity
Filings by Case Type - Superior Court Trial Sites
FY 11**

Court	Misde- meanor	Minor Offense	Civil			Total
			Small Claims	Domestic Violence	General Civil	
Anchorage	12,432	30,282	4,814	4,227	4,647	56,402
Barrow	547	329	62	99	27	1,064
Bethel	1,183	349	81	267	108	1,988
Cordova	148	184	12	7	10	361
Craig	322	340	21	65	35	783
Delta Junction	98	629	31	36	23	817
Dillingham	472	175	16	75	45	783
Fairbanks	4,124	8,086	1,237	832	1,204	15,483
Glennallen	203	2,478	24	25	21	2,751
Homer	528	1,986	119	136	112	2,881
Juneau	1,397	4,003	668	364	300	6,732
Kenai	1,818	7,227	418	561	393	10,417
Ketchikan	955	964	242	371	209	2,741
Kodiak	460	673	72	129	86	1,420
Kotzebue	705	170	68	140	24	1,107
Naknek	250	82	10	12	19	373
Nome	653	155	88	118	64	1,078
Palmer	2,876	18,512	971	705	1,530	24,594
Petersburg	155	107	21	22	24	329
Seward	365	2,171	27	31	44	2,638
Sitka	410	815	60	101	88	1,474
Tok	102	269	12	31	13	427
Unalaska	185	407	18	15	36	661
Valdez	212	329	42	27	25	635
Wrangell	145	38	11	9	26	229
Sub-total	30,745	80,760	9,145	8,405	9,113	138,168
District Court Cases from Other Courts	1,608	1,512	131	239	82	3,572
Statewide Total	32,353	82,272	9,276	8,644	9,195	141,740
% of Total	22.8	58.0	6.6	6.1	6.5	100.0
1st District	3,603	6,543	1,053	985	716	12,900
2nd District	2,010	705	220	359	115	3,409
3rd District	20,103	64,531	6,546	5,961	6,983	104,124
4th District	6,637	10,493	1,457	1,339	1,381	21,307

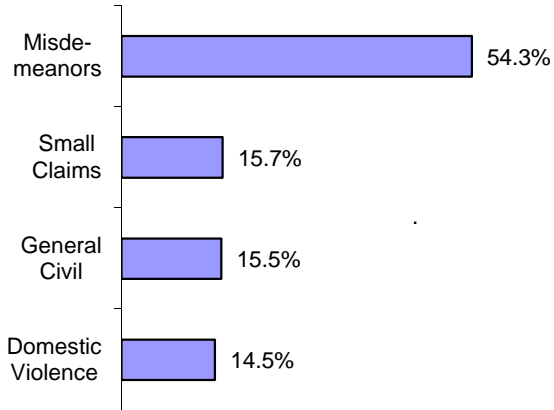
**District Court Activity
Filings by Case Type - Other Courts
FY 11**

Court	Misde- meanor	Minor Offense	Civil			Total
			Small Claims	Domestic Violence	General Civil	
Angoon	34	3	0	7	0	44
Aniak	140	6	9	24	3	182
Chevak	311	4	10	34	1	360
Emmonak	234	102	8	26	4	374
Fort Yukon	49	6	14	13	1	83
Galena	80	13	10	15	3	121
Haines	68	81	15	27	15	206
Healy*	Served by Nenana					
Hoonah	51	32	9	0	6	98
Kake	12	6	0	4	2	24
McGrath	22	2	2	4	0	30
Nenana	93	892	26	13	17	1,041
Sand Point	135	25	2	7	14	183
Skagway	13	95	5	5	2	120
St. Marys	194	128	16	39	3	380
St. Paul	19	0	1	4	1	25
Tanana	7	7	1	5	1	21
Unalakleet	105	51	2	2	0	160
Yakutat	41	59	1	10	9	120
Total	1,608	1,512	131	239	82	3,572
% of Total	45.0	42.3	3.7	6.7	2.3	100.0
1st District	219	276	30	53	34	612
2nd District	105	51	2	2	0	160
3rd District	154	25	3	11	15	208
4th District	1,130	1,160	96	173	33	2,592

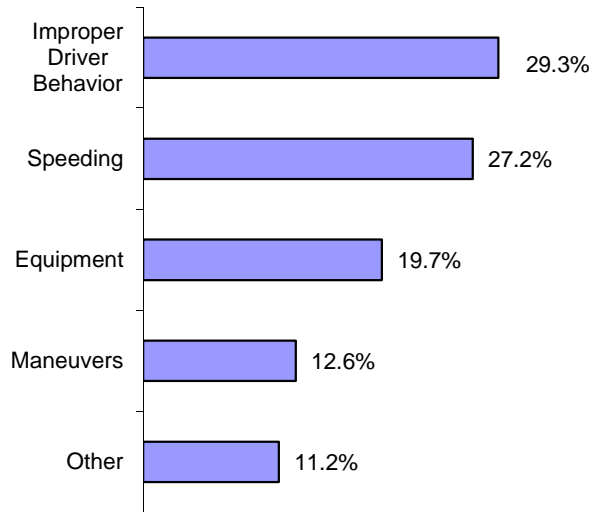
* Healy court closed in FY10

District Court Activity Composition of Case Filings FY 11

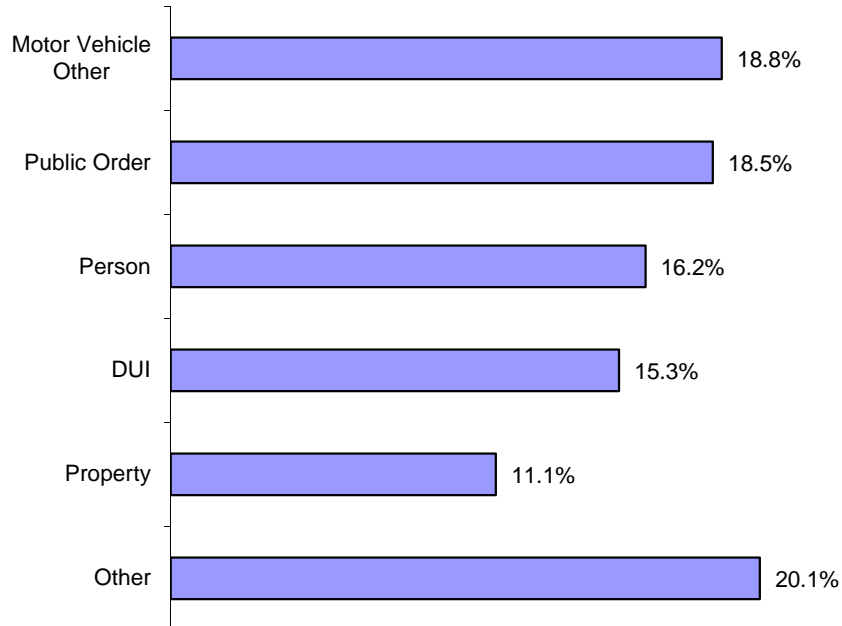
Non-minor Offense Filings



Minor Offense Filings

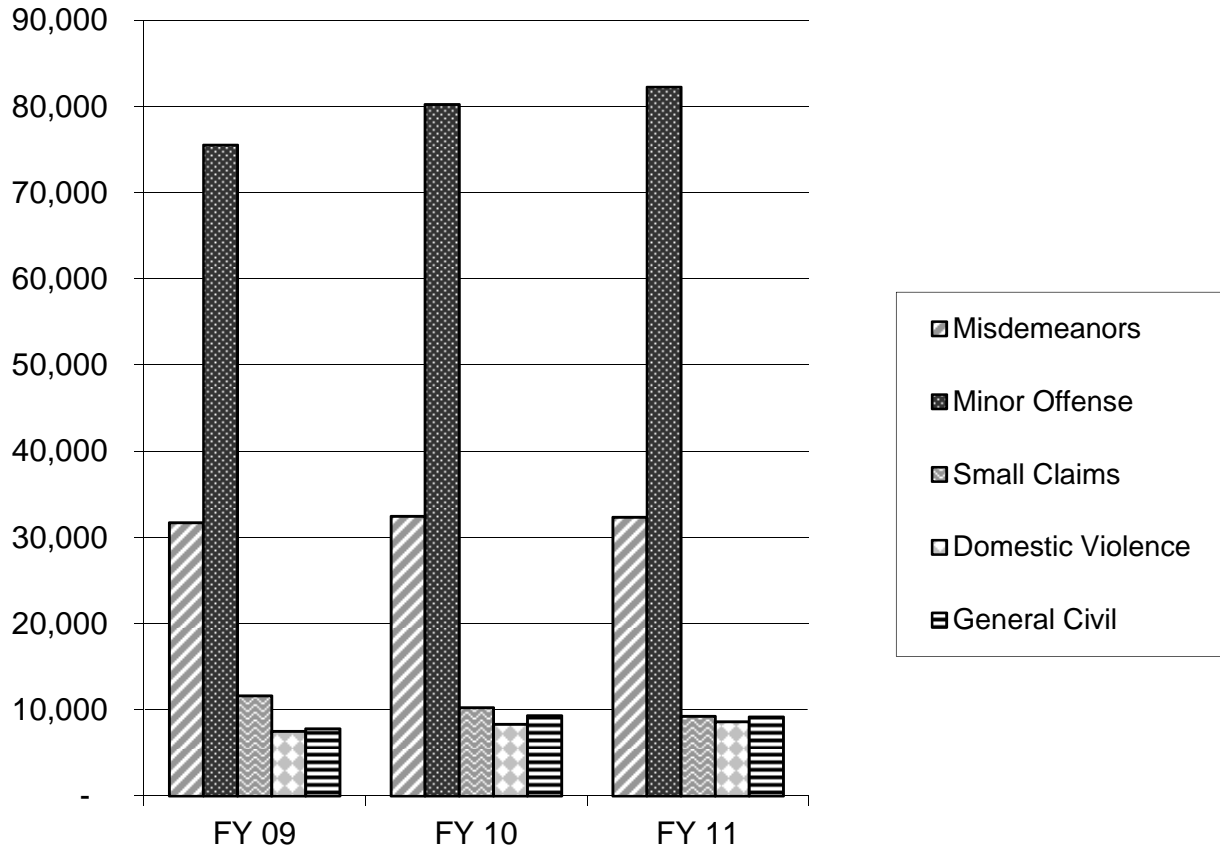


Misdemeanor Filings



This chart analyzes the composition of cases filed in district court during FY11. Misdemeanor cases represent approximately 54.3% of the non-minor offense caseload. Approximately 34.9% of all misdemeanor cases involve driving while intoxicated or another criminal traffic violation (for example, driving with suspended license).

District Court Activity Filing Trends by Case Type FY 09 - FY 11



<u>Filing Type</u>	<u>FY 09</u>	<u>FY 10</u>	<u>FY 11</u>	<u>FY 09 to FY 11 Change</u>	<u>FY 10 to FY 11 Change</u>
Misdemeanors	31,705	32,467	32,353	2%	0%
Minor Offense	75,555	80,229	82,272	9%	3%
Small Claims	11,624	10,246	9,276	-20%	-9%
Domestic Violence	7,526	8,319	8,644	15%	4%
General Civil	7,830	9,321	9,195	17%	-1%
Total	134,240	140,582	141,740	6%	1%

**District Court Activity
Dispositions by Case Type - Superior Court Trial Sites
FY 11**

Court	Misde- meanor	Minor Offense	Civil			Total
			Small Claims	Domestic Violence	General Civil	
Anchorage	12,993	29,875	4,736	4,160	5,756	57,520
Barrow	466	262	79	105	24	936
Bethel	1,175	312	101	261	101	1,950
Cordova	150	192	10	7	19	378
Craig	324	335	49	66	31	805
Delta Junction	101	638	33	37	27	836
Dillingham	492	172	10	68	25	767
Fairbanks	4,224	7,843	1,161	806	1,111	15,145
Glennallen	211	2,258	29	23	18	2,539
Homer	479	1,754	119	138	111	2,601
Juneau	1,424	2,831	707	364	284	5,610
Kenai	1,884	7,047	396	552	356	10,235
Ketchikan	936	969	217	370	184	2,676
Kodiak	435	670	54	134	91	1,384
Kotzebue	632	165	65	141	19	1,022
Naknek	227	69	7	10	18	331
Nome	630	177	117	117	65	1,106
Palmer	2,837	17,023	1,153	692	1,651	23,356
Petersburg	147	102	20	21	29	319
Seward	378	2,124	35	31	41	2,609
Sitka	415	790	66	96	75	1,442
Tok	91	257	22	31	14	415
Unalaska	197	424	21	15	20	677
Valdez	207	315	46	26	29	623
Wrangell	139	37	11	7	17	211
Sub-total	31,194	76,641	9,264	8,278	10,116	135,493
District Court Cases from Other Courts	1,616	1,454	163	240	86	3,559
Statewide Total	32,810	78,095	9,427	8,518	10,202	139,052
% of Total	23.6	56.2	6.8	6.1	7.3	100.0
1st District	3,597	5,352	1,120	979	654	11,702
2nd District	1,830	658	262	365	108	3,223
3rd District	20,620	61,945	6,618	5,866	8,153	103,202
4th District	6,763	10,140	1,427	1,308	1,287	20,925

**District Court Activity
Dispositions by Case Type - Other Courts
FY 11**

Court	Misde- meanor	Minor Offense	Civil			Total
			Small Claims	Domestic Violence	General Civil	
Angoon	33	3	4	5	0	45
Aniak	144	2	7	25	3	181
Chevak	323	0	7	34	1	365
Emmonak	236	74	12	23	5	350
Fort Yukon	51	4	23	15	2	95
Galena	101	11	8	15	3	138
Haines	63	137	16	29	13	258
Healy*	Served by Nenana					
Hoonah	53	32	9	0	6	100
Kake	12	5	0	6	4	27
McGrath	20	2	1	4	0	27
Nenana	107	877	29	13	14	1,040
Sand Point	109	22	1	6	14	152
Skagway	9	58	6	5	5	83
St. Marys	181	113	21	40	4	359
St. Paul	21	0	1	4	4	30
Tanana	9	7	2	4	2	24
Unalakleet	102	54	1	2	0	159
Yakutat	42	53	15	10	6	126
Statewide Total	1,616	1,454	163	240	86	3,559
% of Total	45.4	40.9	4.6	6.7	2.4	100.0
1st District	212	288	50	55	34	639
2nd District	102	54	1	2	0	159
3rd District	130	22	2	10	18	182
4th District	1,172	1,090	110	173	34	2,579

* Healy court closed in FY10

**District Court Activity
Non-Minor Offense Case Filings - Superior Court Trial Sites
FY 09 - FY 11**

Court	FY 09	FY 10	FY 11	Change	
				FY 09 to FY 11	FY 10 to FY 11
Anchorage	26,692	26,169	26,120	-2%	0%
Barrow	714	744	735	3%	-1%
Bethel	1,266	1,452	1,639	29%	13%
Cordova	182	257	177	-3%	-31%
Craig	376	394	443	18%	12%
Delta Junction	246	190	188	-24%	-1%
Dillingham	622	670	608	-2%	-9%
Fairbanks	6,766	8,097	7,397	9%	-9%
Glennallen	214	287	273	28%	-5%
Homer*	766	742	895	17%	21%
Juneau	2,992	2,984	2,729	-9%	-9%
Kenai	3,265	3,327	3,190	-2%	-4%
Ketchikan	1,849	1,599	1,777	-4%	11%
Kodiak	890	822	747	-16%	-9%
Kotzebue	891	798	937	5%	17%
Naknek	267	268	291	9%	9%
Nome	1,020	980	923	-10%	-6%
Palmer	5,160	6,190	6,082	18%	-2%
Petersburg	226	215	222	-2%	3%
Seward	500	486	467	-7%	-4%
Sitka	751	597	659	-12%	10%
Tok	229	176	158	-31%	-10%
Unalaska	311	259	254	-18%	-2%
Valdez	290	310	306	6%	-1%
Wrangell	181	145	191	6%	32%
Sub-total	56,666	58,158	57,408	1%	-1%
Non-Minor Offense Cases from Other Courts	2,019	2,195	2,060	2%	-6%
Total	58,685	60,353	59,468	1%	-1%
1st District	6,759	6,373	6,357	-6%	0%
2nd District	2,694	2,637	2,704	0%	3%
3rd District	39,329	39,967	39,593	1%	-1%
4th District	9,903	11,376	10,814	9%	-5%

District Court Activity
Non-Minor Offense Case Filings - Other Courts
FY 09 - FY 11

Court	FY 09	FY 10	FY 11	Change	
				FY 09 to FY 11	FY 10 to FY 11
Angoon	39	50	41	5%	-18%
Aniak	145	118	176	21%	49%
Chevak	327	437	356	9%	-19%
Emmonak	218	243	272	25%	12%
Fort Yukon	92	68	77	-16%	13%
Galena	130	167	108	-17%	-35%
Haines	128	107	125	-2%	17%
Healy*	141	73	Served by Nenana	N/S	N/S
Hoonah	63	111	66	5%	-41%
Kake	51	46	18	-65%	-61%
McGrath	60	14	28	-53%	100%
Nenana	103	133	149	45%	12%
Sand Point	128	136	158	23%	16%
Skagway	36	32	25	-31%	-22%
St. Marys	166	186	252	52%	35%
St. Paul	42	44	25	-40%	-43%
Tanana	14	22	14	0%	-36%
Unalakleet	69	115	109	58%	-5%
Yakutat	67	93	61	-9%	-34%
Total	2,019	2,195	2,060	2%	-6%
1st District	384	439	336	-12%	-23%
2nd District	69	115	109	58%	-5%
3rd District	170	180	183	8%	2%
4th District	1,396	1,461	1,432	3%	-2%

N/S - Numbers 10 or less are not compared statistically

* Healy court closed in FY10

District Court Activity
Non-Minor Offense Case Dispositions - Superior Court Trial Sites
FY 09 - FY 11

Court	FY 09	FY 10	FY 11	Change	
				FY 09 to FY 11	FY 10 to FY 11
Anchorage	27,031	25,947	27,645	2%	7%
Barrow	656	762	674	3%	-12%
Bethel	1,370	1,427	1,638	20%	15%
Cordova	168	236	186	11%	-21%
Craig	352	385	470	34%	22%
Delta Junction	255	186	198	-22%	6%
Dillingham	605	590	595	-2%	1%
Fairbanks	6,870	8,068	7,302	6%	-9%
Glennallen	222	283	281	27%	-1%
Homer	746	792	847	14%	7%
Juneau	2,714	3,095	2,779	2%	-10%
Kenai	3,453	3,383	3,188	-8%	-6%
Ketchikan	1,698	1,858	1,707	1%	-8%
Kodiak	886	836	714	-19%	-15%
Kotzebue	970	804	857	-12%	7%
Naknek	313	268	262	-16%	-2%
Nome	1,039	1,040	929	-11%	-11%
Palmer	5,392	5,499	6,333	17%	15%
Petersburg	213	234	217	2%	-7%
Seward	523	486	485	-7%	0%
Sitka	763	633	652	-15%	3%
Tok	190	197	158	-17%	-20%
Unalaska	304	244	253	-17%	4%
Valdez	298	338	308	3%	-9%
Wrangell	172	162	174	1%	7%
Sub-total	57,203	57,753	58,852	3%	2%
Non-Minor Offense Cases from Other Courts	1,990	2,370	2,105	6%	-11%
Total	59,193	60,123	60,957	3%	1%
1st District	6,302	6,913	6,350	1%	-8%
2nd District	2,757	2,722	2,565	-7%	-6%
3rd District	40,139	39,077	41,257	3%	6%
4th District	9,995	11,411	10,785	8%	-5%

**District Court Activity
Non-Minor Offense Case Dispositions - Other Courts
FY 09 - FY 11**

Court	FY 09	FY 10	FY 11	Change	
				FY 09 to FY 11	FY 10 to FY 11
Angoon	31	143	42	35%	-71%
Aniak	136	141	179	32%	27%
Chevak	293	466	365	25%	-22%
Emmonak	204	246	276	35%	12%
Fort Yukon	60	50	91	52%	82%
Galena	135	162	127	-6%	-22%
Haines	144	123	121	-16%	-2%
Healy*	122	122	Served by Nenana	N/S	N/S
Hoonah	79	109	68	-14%	-38%
Kake	42	52	22	-48%	-58%
McGrath	54	25	25	-54%	0%
Nenana	107	124	163	52%	31%
Sand Point	146	137	130	-11%	-5%
Skagway	42	32	25	-40%	-22%
St. Marys	188	181	246	31%	36%
St. Paul	52	38	30	-42%	-21%
Tanana	11	16	17	55%	6%
Unalakleet	92	116	105	14%	-9%
Yakutat	52	87	73	40%	-16%
Total	1,990	2,370	2,105	6%	-11%
1st District	390	546	351	-10%	-36%
2nd District	92	116	105	14%	-9%
3rd District	198	175	160	-19%	-9%
4th District	1,310	1,533	1,489	14%	-3%

N/S - Numbers 10 or less are not compared statistically

* Healy court closed in FY10

**District Court Activity
Misdemeanor Case Filings- Superior Court Trial Sites
FY 09 - FY 11**

Court	FY 09	FY 10	FY 11	Change	
				FY 09 to FY 11	FY 10 to FY 11
Anchorage	12,324	11,728	12,432	1%	6%
Barrow	528	539	547	4%	1%
Bethel	855	1,028	1,183	38%	15%
Cordova	143	211	148	3%	-30%
Craig	252	281	322	28%	15%
Delta Junction	176	126	98	-44%	-22%
Dillingham	465	491	472	2%	-4%
Fairbanks	3,686	4,857	4,124	12%	-15%
Glennallen	160	217	203	27%	-6%
Homer	458	384	528	15%	38%
Juneau	1,160	1,376	1,397	20%	2%
Kenai	2,232	2,037	1,818	-19%	-11%
Ketchikan	975	859	955	-2%	11%
Kodiak	519	493	460	-11%	-7%
Kotzebue	700	589	705	1%	20%
Naknek	225	218	250	11%	15%
Nome	768	708	653	-15%	-8%
Palmer	2,747	3,024	2,876	5%	-5%
Petersburg	139	136	155	12%	14%
Seward	400	397	365	-9%	-8%
Sitka	493	405	410	-17%	1%
Tok	195	144	102	-48%	-29%
Unalaska	257	210	185	-28%	-12%
Valdez	198	223	212	7%	-5%
Wrangell	117	108	145	24%	34%
Sub-total	30,172	30,789	30,745	2%	0%
Misdemeanor Cases from Other Courts	1,533	1,678	1,608	5%	-4%
Total	31,705	32,467	32,353	2%	0%
1st District	3,379	3,406	3,603	7%	6%
2nd District	2,060	1,940	2,010	-2%	4%
3rd District	20,271	19,781	20,103	-1%	2%
4th District	5,995	7,340	6,637	11%	-10%

**District Court Activity
Misdemeanor Case Filings - Other Courts
FY 09 - FY 11**

Court	FY 09	FY 10	FY 11	Change	
				FY 09 to FY 11	FY 10 to FY 11
Angoon	30	39	34	13%	-13%
Aniak	120	87	140	17%	61%
Chevak	293	390	311	6%	-20%
Emmonak	150	188	234	56%	24%
Fort Yukon	47	46	49	4%	7%
Galena	106	152	80	-25%	-47%
Haines	67	49	68	1%	39%
Healy*	123	59	Served by Nenana	N/S	N/S
Hoonah	38	69	51	34%	-26%
Kake	49	37	12	-76%	-68%
McGrath	50	12	22	-56%	83%
Nenana	67	102	93	39%	-9%
Sand Point	114	118	135	18%	14%
Skagway	22	11	13	-41%	18%
St. Marys	116	133	194	67%	46%
St. Paul	29	30	19	-34%	-37%
Tanana	11	16	7	N/S	N/S
Unalakleet	64	104	105	64%	1%
Yakutat	37	36	41	11%	14%
Total	1,533	1,678	1,608	5%	-4%
1st District	243	241	219	-10%	-9%
2nd District	64	104	105	64%	1%
3rd District	143	148	154	8%	4%
4th District	1,083	1,185	1,130	4%	-5%

N/S - Numbers 10 or less are not compared statistically

* Healy court closed in FY10

**District Court Activity
Misdemeanor Filings by Case Type - Superior Court Trial Sites
FY 11**

Court	Case Type											Total
	Person	Property	Drugs	Weapon	Public Order	DUI	Reckless Driving	Mtr Veh Other	Prot Ord Violation	Fish & Game	Other	
Anchorage	1,871	1,704	315	79	1,958	1,963	80	2,694	273	11	1,484	12,432
Barrow	158	26	6	2	100	58	1	58	16	13	109	547
Bethel	381	115	23	12	360	97	3	47	18	20	107	1,183
Cordova	15	4	3	0	14	22	0	19	1	60	10	148
Craig	43	17	13	5	30	32	6	62	4	46	64	322
Delta Junction	11	7	5	0	9	14	2	19	1	26	4	98
Dillingham	107	39	6	3	96	42	2	22	4	84	67	472
Fairbanks	490	460	107	25	907	686	43	737	63	56	550	4,124
Glennallen	35	10	4	1	38	24	2	30	1	41	17	203
Homer	54	33	25	3	60	119	4	153	8	21	48	528
Juneau	279	282	31	3	368	190	10	40	28	42	124	1,397
Kenai	211	144	129	10	230	314	21	514	30	38	177	1,818
Ketchikan	114	113	41	2	295	99	13	130	24	30	94	955
Kodiak	70	50	8	2	81	54	6	98	7	20	64	460
Kotzebue	190	67	6	2	244	47	4	34	9	5	97	705
Naknek	27	11	4	2	24	23	0	6	0	144	9	250
Nome	221	70	12	4	184	30	0	22	6	6	98	653
Palmer	277	212	115	27	299	711	32	999	35	48	121	2,876
Petersburg	13	13	8	0	46	13	5	14	0	28	15	155
Seward	43	24	31	4	81	52	4	76	1	20	29	365
Sitka	39	33	9	4	67	61	3	72	7	63	52	410
Tok	19	8	3	1	20	11	1	20	1	7	11	102
Unalaska	30	23	4	0	35	25	3	14	0	15	36	185
Valdez	26	11	2	2	30	33	2	79	7	7	13	212
Wrangell	21	12	7	1	32	14	0	19	1	9	29	145
Sub-total	4,745	3,488	917	194	5,608	4,734	247	5,978	545	860	3,429	30,745
Cases from Other Courts	501	89	25	19	376	221	13	90	16	95	163	1,608
Total	5,246	3,577	942	213	5,984	4,955	260	6,068	561	955	3,592	32,353
% of Total	16.2	11.1	2.9	0.7	18.5	15.3	0.8	18.8	1.7	2.9	11.1	100.0
1st District	536	488	112	17	867	438	42	369	68	263	403	3,603
2nd District	586	168	26	11	587	140	6	114	32	24	316	2,010
3rd District	2,801	2,274	649	135	2,961	3,421	157	4,726	370	518	2,091	20,103
4th District	1,323	647	155	50	1,569	956	55	859	91	150	782	6,637

**District Court Activity
Misdemeanor Filings by Case Type - Other Courts
FY 11**

Court	Case Type											Total
	Person	Property	Drugs	Weapon	Public Order	DUI	Reckless Driving	Mtr Veh Other	Prot Ord Violation	Fish & Game	Other	
Angoon	3	4	0	0	3	3	0	11	3	2	5	34
Aniak	56	14	1	1	18	24	2	3	0	5	16	140
Chevak	129	14	5	4	97	30	2	0	2	3	25	311
Emmonak	84	10	5	1	74	32	0	2	2	2	22	234
Fort Yukon	26	0	0	0	4	11	0	1	0	2	5	49
Galena	32	5	1	0	9	5	2	1	1	7	17	80
Haines	6	3	1	0	4	17	4	9	0	15	9	68
Healy*	Served by Nenana											
Hoonah	7	5	2	1	7	1	0	8	0	13	7	51
Kake	4	2	0	0	1	1	0	1	0	2	1	12
McGrath	8	1	1	0	4	4	0	0	0	4	0	22
Nenana	13	11	4	1	5	12	0	23	1	13	10	93
Sand Point	22	8	3	2	15	37	1	22	3	9	13	135
Skagway	2	1	0	0	3	2	1	3	0	0	1	13
St. Marys	70	2	0	5	60	30	0	6	2	5	14	194
St. Paul	13	1	0	0	0	2	0	0	0	0	3	19
Tanana	4	0	0	0	2	0	0	0	0	0	1	7
Unalakleet	17	5	2	3	59	5	1	0	1	0	12	105
Yakutat	5	3	0	1	11	5	0	0	1	13	2	41
Total	501	89	25	19	376	221	13	90	16	95	163	1,608
% of Total	31.2	5.5	1.6	1.2	23.4	13.7	0.8	5.6	1.0	5.9	10.1	100.0
1st District	27	18	3	2	29	29	5	32	4	45	25	219
2nd District	17	5	2	3	59	5	1	0	1	0	12	105
3rd District	35	9	3	2	15	39	1	22	3	9	16	154
4th District	422	57	17	12	273	148	6	36	8	41	110	1,130

* Healy court closed in FY10

**District Court Activity
Misdemeanor Case Types
FY 11**

<p>Person</p> <ul style="list-style-type: none"> Homicide Assault Reckless Endangerment Kidnapping Custodial Interference Human Trafficking Sex Offenses Robbery Extortion Coercion 	<p>Public Order</p> <ul style="list-style-type: none"> Riot Disorderly Conduct Harassment Indecent Viewing or Photography Possess or Distribute Child Pornography Cruelty to Animals Recruiting Gang Members Gambling Alcohol Licensing Laws
<p>Property</p> <ul style="list-style-type: none"> Theft Burglary Criminal Trespass Vehicle Theft Arson Criminal Mischief Business and Commercial Offenses 	<p>Motor Vehicle DUI</p> <p>Motor Vehicle Reckless Driving</p> <p>Motor Vehicle Other</p> <p>Protection Order Violation</p> <p>Fish and Game</p>
<p>Drugs</p> <ul style="list-style-type: none"> Misconduct Involving a Controlled Substance Manufacture, Delivery or Possession of Imitation Controlled Substance 	<p>Other</p> <ul style="list-style-type: none"> Offenses against Public Administration Offenses against Family and Vulnerable Adults All other offenses, including cases in which a charging document was never filed
<p>Weapons</p> <ul style="list-style-type: none"> Misconduct Involving Weapons Criminal Possession of Explosives Unlawful Furnishing of Explosives 	

Criminal cases typically contain multiple charges. The Alaska Court System categorizes cases for reporting purposes based on the most serious charge.

In FY07 the Alaska Court System changed the way it categorizes criminal cases for annual reporting. The categories now conform to the National Center for State Courts' national model for caseload statistical reporting. This change is intended to make Alaska's statistics easier to compile, understand, and compare to those of other jurisdictions.

Deliberately left blank

**District Court Activity
Misdemeanor Case Dispositions - Superior Court Trial Sites
FY 09 - FY 11**

Court	FY 09	FY 10	FY 11	Change	
				FY 09 to FY 11	FY 10 to FY 11
Anchorage	12,239	12,070	12,993	6%	8%
Barrow	520	527	466	-10%	-12%
Bethel	879	1,005	1,175	34%	17%
Cordova	133	197	150	13%	-24%
Craig	263	283	324	23%	14%
Delta Junction	174	130	101	-42%	-22%
Dillingham	483	465	492	2%	6%
Fairbanks	3,608	4,694	4,224	17%	-10%
Glennallen	154	222	211	37%	-5%
Homer	441	385	479	9%	24%
Juneau	1,197	1,216	1,424	19%	17%
Kenai	2,142	2,167	1,884	-12%	-13%
Ketchikan	930	1,029	936	1%	-9%
Kodiak	519	482	435	-16%	-10%
Kotzebue	746	599	632	-15%	6%
Naknek	228	225	227	0%	1%
Nome	766	759	630	-18%	-17%
Palmer	2,921	2,853	2,837	-3%	-1%
Petersburg	138	138	147	7%	7%
Seward	420	407	378	-10%	-7%
Sitka	512	440	415	-19%	-6%
Tok	161	169	91	-43%	-46%
Unalaska	247	196	197	-20%	1%
Valdez	191	247	207	8%	-16%
Wrangell	115	112	139	21%	24%
Sub-total	30,127	31,017	31,194	4%	1%
Misdemeanor Cases from Other Courts	1,486	1,865	1,616	9%	-13%
Total	31,613	32,882	32,810	4%	0%
1st District	3,399	3,585	3,597	6%	0%
2nd District	2,091	1,988	1,830	-12%	-8%
3rd District	20,280	20,064	20,620	2%	3%
4th District	5,843	7,245	6,763	16%	-7%

District Court Activity
Misdemeanor Case Dispositions - Other Courts
FY 09 - FY 11

Court	FY 09	FY 10	FY 11	Change	
				FY 09 to FY 11	FY 10 to FY 11
Angoon	26	137	33	27%	-76%
Aniak	102	96	144	41%	50%
Chevak	258	413	323	25%	-22%
Emmonak	151	186	236	56%	27%
Fort Yukon	42	47	51	21%	9%
Galena	112	143	101	-10%	-29%
Haines	70	58	63	-10%	9%
Healy*	101	106	Served by Nenana	N/S	N/S
Hoonah	51	74	53	4%	-28%
Kake	39	46	12	-69%	-74%
McGrath	48	18	20	-58%	11%
Nenana	63	98	107	70%	9%
Sand Point	124	120	109	-12%	-9%
Skagway	30	11	9	N/S	N/S
St. Marys	135	128	181	34%	41%
St. Paul	38	28	21	-45%	-25%
Tanana	9	12	9	N/S	N/S
Unalakleet	59	103	102	73%	-1%
Yakutat	28	41	42	50%	2%
Total	1,486	1,865	1,616	9%	-13%
1st District	244	367	212	-13%	-42%
2nd District	59	103	102	73%	-1%
3rd District	162	148	130	-20%	-12%
4th District	1,021	1,247	1,172	15%	-6%

N/S - Numbers 10 or less are not compared statistically

* Healy court closed in FY10

**District Court Activity
Misdemeanor Case Dispositions by Manner of Disposition -
Superior Court Trial Sites
FY 11**

Court	Stage of Disposition									Total
	At / Before Arraignment		Between Arraignment and Trial			Court Trials		Jury Trials		
	Dismiss	Pled Guilty	Dismiss	Pled Guilty	Other	Guilty	Not Guilty	Guilty	Not Guilty	
Anchorage	1,189	2,584	3,998	5,178	5	3	3	21	12	12,993
Barrow	5	83	237	141	0	0	0	0	0	466
Bethel	15	547	327	265	7	0	0	7	7	1,175
Cordova	1	90	14	43	0	2	0	0	0	150
Craig	2	59	89	167	3	1	0	1	2	324
Delta Junction	0	51	16	34	0	0	0	0	0	101
Dillingham	6	118	119	241	6	0	0	0	2	492
Fairbanks	319	1,504	1,075	1,301	10	1	0	10	4	4,224
Glennallen	0	62	44	102	2	0	0	1	0	211
Homer	3	156	155	160	1	0	0	3	1	479
Juneau	6	73	540	582	210	1	1	9	2	1,424
Kenai	8	574	550	735	4	0	0	8	5	1,884
Ketchikan	3	196	352	375	3	0	1	5	1	936
Kodiak	1	3	186	242	0	0	0	1	2	435
Kotzebue	8	125	188	309	0	0	0	1	1	632
Naknek	4	102	36	85	0	0	0	0	0	227
Nome	5	105	205	314	1	0	0	0	0	630
Palmer	25	315	968	1,501	12	1	0	11	4	2,837
Petersburg	0	57	43	46	0	0	1	0	0	147
Seward	0	145	96	124	6	2	0	2	3	378
Sitka	1	97	77	231	4	1	1	2	1	415
Tok	4	15	29	43	0	0	0	0	0	91
Unalaska	1	61	50	82	1	0	1	1	0	197
Valdez	1	84	37	85	0	0	0	0	0	207
Wrangell	0	57	26	54	2	0	0	0	0	139
Sub-total	1,607	7,263	9,457	12,440	277	12	8	83	47	31,194
Cases from Other Courts	13	601	410	549	28	5	0	5	5	1,616
Total	1,620	7,864	9,867	12,989	305	17	8	88	52	32,810
% of Total	4.9	24.0	30.0	39.6	0.9	0.1	-	0.3	0.2	100.0
1st District	14	582	1,201	1,529	237	7	4	17	6	3,597
2nd District	18	350	647	811	1	0	0	1	2	1,830
3rd District	1,239	4,340	6,287	8,617	48	8	4	48	29	20,620
4th District	349	2,592	1,732	2,032	19	2	0	22	15	6,763

District Court Activity
Misdemeanor Case Dispositions by Manner of Disposition - Other Courts
FY 11

Court	Stage of Disposition									Total
	At / Before Arraignment		Between Arraignment and Trial			Court Trials		Jury Trials		
	Dismiss	Pled Guilty	Dismiss	Pled Guilty	Other	Guilty	Not Guilty	Guilty	Not Guilty	
Angoon	0	4	12	12	5	0	0	0	0	33
Aniak	0	70	28	44	1	0	0	1	0	144
Chevak	0	150	90	82	0	0	0	0	1	323
Emmonak	0	109	65	62	0	0	0	0	0	236
Fort Yukon	2	5	13	30	0	1	0	0	0	51
Galena	5	10	31	55	0	0	0	0	0	101
Haines	0	12	20	28	2	1	0	0	0	63
Healy*	Served by Nenana									
Hoonah	2	13	26	9	2	1	0	0	0	53
Kake	0	4	1	7	0	0	0	0	0	12
McGrath	0	14	2	4	0	0	0	0	0	20
Nenana	4	38	31	31	1	0	0	2	0	107
Sand Point	0	45	31	33	0	0	0	0	0	109
Skagway	0	1	2	3	3	0	0	0	0	9
St. Marys	0	78	23	76	0	0	0	2	2	181
St. Paul	0	1	3	6	11	0	0	0	0	21
Tanana	0	1	2	5	0	0	0	0	1	9
Unalakleet	0	37	17	47	0	0	0	0	1	102
Yakutat	0	9	13	15	3	2	0	0	0	42
Total	13	601	410	549	28	5	0	5	5	1,616
% of Total	0.8	37.2	25.4	34.0	1.7	0.3	-	0.3	0.3	100.0
1st District	2	43	74	74	15	4	0	0	0	212
2nd District	0	37	17	47	0	0	0	0	1	102
3rd District	0	46	34	39	11	0	0	0	0	130
4th District	11	475	285	389	2	1	0	5	4	1,172

* Healy court closed in FY10

District Court Activity
Felony Filings in District Court¹ - Superior Court Trial Sites
FY 09 - FY 11

Court	FY 09	FY 10	FY 11	Change	
				FY 09 to FY 11	FY 10 to FY 11
Anchorage	2,737	2,992	2,775	1%	-7%
Barrow	47	92	61	30%	-34%
Bethel	188	162	221	18%	36%
Cordova	17	18	20	18%	11%
Craig	37	25	31	-16%	24%
Delta Junction	14	12	13	-7%	8%
Dillingham	72	74	96	33%	30%
Fairbanks	463	596	529	14%	-11%
Glennallen	13	25	23	77%	-8%
Homer	44	53	115	161%	117%
Juneau	127	157	154	21%	-2%
Kenai	0	327	371	N/S	13%
Ketchikan	120	109	116	-3%	6%
Kodiak	64	71	83	30%	17%
Kotzebue	130	105	118	-9%	12%
Naknek	17	32	22	29%	-31%
Nome	117	107	137	17%	28%
Palmer	398	387	473	19%	22%
Petersburg	12	8	9	N/S	N/S
Seward	38	24	46	21%	92%
Sitka	23	21	33	43%	57%
Tok	15	12	11	-27%	-8%
Unalaska	24	54	25	4%	-54%
Valdez	28	19	19	-32%	0%
Wrangell	7	6	10	N/S	N/S
Sub-total	4,752	5,488	5,511	16%	0%
Felony Cases from Other Courts	174	216	261	50%	21%
Total	4,926	5,704	5,772	17%	1%
1st District	339	335	360	6%	7%
2nd District	297	323	334	12%	3%
3rd District	3,467	4,100	4,101	18%	0%
4th District	823	946	977	19%	3%

¹This chart is for information purposes only. The totals are not included in the district court totals. Felony cases are reported as superior court cases, regardless of where the case was initiated.

N/S - Numbers 10 or less are not compared statistically

District Court Activity
Felony Filings in District Court¹ - Other Courts
FY 09 - FY 11

Court	FY 09	FY 10	FY 11	Change	
				FY 09 to FY 11	FY 10 to FY 11
Angoon	0	0	2	N/S	N/S
Aniak	26	42	39	50%	-7%
Chevak	31	18	49	58%	172%
Emmonak	15	26	35	133%	35%
Fort Yukon	16	18	12	-25%	-33%
Galena	12	11	16	33%	45%
Haines	13	5	2	N/S	N/S
Healy*	3	4	Served by Nenana	N/S	N/S
Hoonah	0	2	0	N/S	N/S
Kake	0	2	1	N/S	N/S
McGrath	4	7	6	N/S	N/S
Nenana	15	8	14	-7%	N/S
Sand Point	6	21	29	N/S	38%
Skagway	0	0	0	N/S	N/S
St. Marys	20	30	30	50%	0%
St. Paul	9	3	4	N/S	N/S
Tanana	1	0	2	N/S	N/S
Unalakleet	3	19	18	N/S	-5%
Yakutat	0	0	2	N/S	N/S
Total	174	216	261	50%	21%
1st District	13	9	7	N/S	N/S
2nd District	3	19	18	N/S	-5%
3rd District	15	24	33	120%	38%
4th District	143	164	203	42%	24%

¹This chart is for information purposes only. The totals are not included in the district court totals. Felony cases are reported as superior court cases, regardless of where the case was initiated.

N/S - Numbers 10 or less are not compared statistically

* Healy court closed in FY10

**District Court Activity
Small Claims Case Filings - Superior Court Trial Sites
FY 09 - FY 11**

Court	FY 09	FY 10	FY 11	Change	
				FY 09 to FY 11	FY 10 to FY 11
Anchorage	5,922	5,241	4,814	-19%	-8%
Barrow	82	77	62	-24%	-19%
Bethel	101	119	81	-20%	-32%
Cordova	20	14	12	-40%	-14%
Craig	58	51	21	-64%	-59%
Delta Junction	40	25	31	-22%	24%
Dillingham	64	54	16	-75%	-70%
Fairbanks	1,379	1,266	1,237	-10%	-2%
Glennallen	24	23	24	0%	4%
Homer	124	120	119	-4%	-1%
Juneau	1,227	935	668	-46%	-29%
Kenai	382	440	418	9%	-5%
Ketchikan	411	237	242	-41%	2%
Kodiak	149	87	72	-52%	-17%
Kotzebue	54	42	68	26%	62%
Naknek	9	14	10	N/S	N/S
Nome	147	133	88	-40%	-34%
Palmer	905	985	971	7%	-1%
Petersburg	53	27	21	-60%	-22%
Seward	24	31	27	13%	-13%
Sitka	132	70	60	-55%	-14%
Tok	16	15	12	-25%	-20%
Unalaska	18	12	18	0%	50%
Valdez	45	38	42	-7%	11%
Wrangell	29	13	11	-62%	-15%
Sub-total	11,415	10,069	9,145	-20%	-9%
Small Claims Cases from Other Courts	209	177	131	-37%	-26%
Total	11,624	10,246	9,276	-20%	-9%
1st District	1,985	1,439	1,053	-47%	-27%
2nd District	284	253	220	-23%	-13%
3rd District	7,688	7,064	6,546	-15%	-7%
4th District	1,667	1,490	1,457	-13%	-2%

**District Court Activity
Small Claims Case Filings - Other Courts
FY 09 - FY 11**

Court	FY 09	FY 10	FY 11	Change	
				FY 09 to FY 11	FY 10 to FY 11
Angoon	2	3	0	N/S	N/S
Aniak	11	10	9	N/S	N/S
Chevak	4	3	10	N/S	N/S
Emmonak	26	8	8	N/S	N/S
Fort Yukon	35	9	14	-60%	N/S
Galena	10	5	10	N/S	N/S
Haines	28	25	15	-46%	-40%
Healy*	4	4	Served by Nenana	N/S	N/S
Hoonah	15	25	9	N/S	N/S
Kake	0	1	0	N/S	N/S
McGrath	5	0	2	N/S	N/S
Nenana	16	10	26	63%	N/S
Sand Point	0	3	2	N/S	N/S
Skagway	5	9	5	N/S	N/S
St. Marys	19	14	16	-16%	14%
St. Paul	2	2	1	N/S	N/S
Tanana	1	2	1	N/S	N/S
Unalakleet	1	1	2	N/S	N/S
Yakutat	25	43	1	N/S	N/S
Total	209	177	131	-37%	-26%
1st District	75	106	30	-60%	-72%
2nd District	1	1	2	N/S	N/S
3rd District	2	5	3	N/S	N/S
4th District	131	65	96	-27%	48%

N/S - Numbers 10 or less are not compared statistically

* Healy court closed in FY10

**District Court Activity
Small Claims Case Dispositions - Superior Court Trial Sites
FY 09 - FY 11**

Court	FY 09	FY 10	FY 11	Change	
				FY 09 to FY 11	FY 10 to FY 11
Anchorage	6,033	5,844	4,736	-21%	-19%
Barrow	38	100	79	108%	-21%
Bethel	169	113	101	-40%	-11%
Cordova	19	13	10	N/S	N/S
Craig	32	43	49	53%	14%
Delta Junction	45	24	33	-27%	38%
Dillingham	51	38	10	N/S	N/S
Fairbanks	1,502	1,449	1,161	-23%	-20%
Glennallen	31	21	29	-6%	38%
Homer	132	156	119	-10%	-24%
Juneau	894	1,209	707	-21%	-42%
Kenai	545	408	396	-27%	-3%
Ketchikan	301	342	217	-28%	-37%
Kodiak	133	131	54	-59%	-59%
Kotzebue	81	43	65	-20%	51%
Naknek	54	12	7	N/S	N/S
Nome	152	142	117	-23%	-18%
Palmer	789	836	1,153	46%	38%
Petersburg	40	49	20	-50%	-59%
Seward	27	23	35	30%	52%
Sitka	124	76	66	-47%	-13%
Tok	12	14	22	83%	57%
Unalaska	18	9	21	17%	N/S
Valdez	51	40	46	-10%	15%
Wrangell	26	19	11	-58%	-42%
Sub-total	11,299	11,154	9,264	-18%	-17%
Small Claims Cases from Other Courts	234	191	163	-30%	-15%
Total	11,533	11,345	9,427	-18%	-17%
1st District	1,500	1,847	1,120	-25%	-39%
2nd District	299	288	262	-12%	-9%
3rd District	7,888	7,535	6,618	-16%	-12%
4th District	1,846	1,675	1,427	-23%	-15%

District Court Activity
Small Claims Case Dispositions - Other Courts
FY 09 - FY 11

Court	FY 09	FY 10	FY 11	Change	
				FY 09 to FY 11	FY 10 to FY 11
Angoon	0	0	4	N/S	N/S
Aniak	18	22	7	N/S	N/S
Chevak	10	4	7	N/S	N/S
Emmonak	15	16	12	-20%	-25%
Fort Yukon	12	0	23	92%	N/S
Galena	10	8	8	N/S	N/S
Haines	33	39	16	-52%	-59%
Healy*	9	2	Served by Nenana	N/S	N/S
Hoonah	17	22	9	N/S	N/S
Kake	1	2	0	N/S	N/S
McGrath	3	3	1	N/S	N/S
Nenana	21	7	29	38%	N/S
Sand Point	4	3	1	N/S	N/S
Skagway	9	8	6	N/S	N/S
St. Marys	20	12	21	5%	75%
St. Paul	1	1	1	N/S	N/S
Tanana	0	1	2	N/S	N/S
Unalakleet	28	3	1	N/S	N/S
Yakutat	23	38	15	-35%	-61%
Total	234	191	163	-30%	-15%
1st District	83	109	50	-40%	-54%
2nd District	28	3	1	N/S	N/S
3rd District	5	4	2	N/S	N/S
4th District	118	75	110	-7%	47%

N/S - Numbers 10 or less are not compared statistically

* Healy court closed in FY10

**District Court Activity
Small Claims Case Dispositions by Manner of Disposition -
Superior Court Trial Sites
FY 11**

Court	Stage of Disposition					Total
	Dismiss	Default Judgment	Judgment on the Pleadings	Trial	Other	
Anchorage	1,569	2,554	265	241	107	4,736
Barrow	31	35	6	4	3	79
Bethel	36	53	8	4	0	101
Cordova	4	5	0	0	1	10
Craig	39	5	4	0	1	49
Delta Junction	13	15	5	0	0	33
Dillingham	3	5	1	1	0	10
Fairbanks	467	447	116	109	22	1,161
Glennallen	12	10	6	1	0	29
Homer	43	35	16	21	4	119
Juneau	314	296	57	26	14	707
Kenai	139	157	54	38	8	396
Ketchikan	20	132	43	19	3	217
Kodiak	16	19	12	5	2	54
Kotzebue	20	36	7	1	1	65
Naknek	2	5	0	0	0	7
Nome	34	62	17	3	1	117
Palmer	426	569	54	75	29	1,153
Petersburg	12	3	2	2	1	20
Seward	16	6	5	3	5	35
Sitka	17	37	6	4	2	66
Tok	13	5	2	1	1	22
Unalaska	8	11	2	0	0	21
Valdez	22	14	6	2	2	46
Wrangell	4	7	0	0	0	11
Sub-total	3,280	4,523	694	560	207	9,264
Small Claims Cases from Other Courts	58	80	16	7	2	163
Total	3,338	4,603	710	567	209	9,427
% of Total	35.4	48.8	7.6	6.0	2.2	100.0
1st District	423	502	117	55	23	1,120
2nd District	85	134	30	8	5	262
3rd District	2,261	3,391	421	387	158	6,618
4th District	569	576	142	117	23	1,427

District Court Activity
Small Claims Case Dispositions by Manner of Disposition - Other Courts
FY 11

Courts	Stage of Disposition					Total
	Dismiss	Default Judgment	Judgment on the Pleadings	Trial	Other	
Angoon	1	3	0	0	0	4
Aniak	3	3	1	0	0	7
Chevak	1	6	0	0	0	7
Emmonak	6	6	0	0	0	12
Fort Yukon	20	3	0	0	0	23
Galena	0	7	1	0	0	8
Haines	8	4	1	3	0	16
Healy*	Served by Nenana					
Hoonah	1	6	2	0	0	9
Kake	0	0	0	0	0	0
McGrath	1	0	0	0	0	1
Nenana	6	15	5	3	0	29
Sand Point	1	0	0	0	0	1
Skagway	2	1	1	1	1	6
St. Marys	3	14	4	0	0	21
St. Paul	0	1	0	0	0	1
Tanana	0	2	0	0	0	2
Unalakleet	0	1	0	0	0	1
Yakutat	5	8	1	0	1	15
Total	58	80	16	7	2	163
% of Total	35.6	49.1	9.8	4.3	1.2	100.0
1st District	17	22	5	4	2	50
2nd District	0	1	0	0	0	1
3rd District	1	1	0	0	0	2
4th District	40	56	11	3	0	110

* Healy court closed in FY10

**District Court Activity
Domestic Violence Case Filings - Superior Court Trial Sites
FY 09 - FY 11**

Court	FY 09	FY 10	FY 11	Change	
				FY 09 to FY 11	FY 10 to FY 11
Anchorage	3,912	4,127	4,227	8%	2%
Barrow	87	97	99	14%	2%
Bethel	172	205	267	55%	30%
Cordova	5	12	7	N/S	N/S
Craig	48	37	65	35%	76%
Delta Junction	21	16	36	71%	125%
Dillingham	54	76	75	39%	-1%
Fairbanks	706	866	832	18%	-4%
Glennallen	20	28	25	25%	-11%
Homer	114	126	136	19%	8%
Juneau	326	387	364	12%	-6%
Kenai	378	528	561	48%	6%
Ketchikan	286	322	371	30%	15%
Kodiak	138	156	129	-7%	-17%
Kotzebue	124	152	140	13%	-8%
Naknek	13	5	12	-8%	N/S
Nome	77	84	118	53%	40%
Palmer	638	667	705	11%	6%
Petersburg	18	21	22	22%	5%
Seward	42	26	31	-26%	19%
Sitka	63	61	101	60%	66%
Tok	9	8	31	N/S	N/S
Unalaska	4	13	15	N/S	15%
Valdez	27	23	27	0%	17%
Wrangell	21	8	9	N/S	N/S
Sub-total	7,303	8,051	8,405	15%	4%
Domestic Violence Cases from Other Courts	223	268	239	7%	-11%
Total	7,526	8,319	8,644	15%	4%
1st District	808	894	985	22%	10%
2nd District	292	343	359	23%	5%
3rd District	5,366	5,805	5,961	11%	3%
4th District	1,060	1,277	1,339	26%	5%

N/S - Numbers 10 or less are not compared statistically

**District Court Activity
Domestic Violence Case Filings - Other Courts
FY 09 - FY 11**

Court	FY 09	FY 10	FY 11	Change	
				FY 09 to FY 11	FY 10 to FY 11
Angoon	7	8	7	N/S	N/S
Aniak	10	17	24	N/S	41%
Chevak	29	44	34	17%	-23%
Emmonak	39	45	26	-33%	-42%
Fort Yukon	10	11	13	N/S	18%
Galena	13	8	15	15%	N/S
Haines	28	20	27	-4%	35%
Healy*	6	3	erved by Nenana	N/S	N/S
Hoonah	8	9	0	N/S	N/S
Kake	0	6	4	N/S	N/S
McGrath	1	1	4	N/S	N/S
Nenana	14	14	13	-7%	-7%
Sand Point	10	10	7	N/S	N/S
Skagway	0	7	5	N/S	N/S
St. Marys	28	36	39	39%	8%
St. Paul	11	8	4	N/S	N/S
Tanana	2	3	5	N/S	N/S
Unalakleet	4	10	2	N/S	N/S
Yakutat	3	8	10	N/S	N/S
Total	223	268	239	7%	-11%
1st District	46	58	53	15%	-9%
2nd District	4	10	2	N/S	N/S
3rd District	21	18	11	-48%	-39%
4th District	152	182	173	14%	-5%

N/S - Numbers 10 or less are not compared statistically

* Healy court closed in FY10

District Court Activity
Domestic Violence Case Dispositions - Superior Court Trial Sites
FY 09 - FY 11

Court	FY 09	FY 10	FY 11	Change	
				FY 09 to FY 11	FY 10 to FY 11
Anchorage	3,910	4,065	4,160	6%	2%
Barrow	79	97	105	33%	8%
Bethel	174	194	261	50%	35%
Cordova	4	13	7	N/S	N/S
Craig	44	37	66	50%	78%
Delta Junction	21	17	37	76%	118%
Dillingham	45	67	68	51%	1%
Fairbanks	701	885	806	15%	-9%
Glennallen	21	27	23	10%	-15%
Homer	118	118	138	17%	17%
Juneau	323	376	364	13%	-3%
Kenai	377	526	552	46%	5%
Ketchikan	289	315	370	28%	17%
Kodiak	137	147	134	-2%	-9%
Kotzebue	125	152	141	13%	-7%
Naknek	13	4	10	N/S	N/S
Nome	74	90	117	58%	30%
Palmer	615	655	692	13%	6%
Petersburg	18	22	21	17%	-5%
Seward	42	28	31	-26%	11%
Sitka	65	59	96	48%	63%
Tok	9	7	31	N/S	N/S
Unalaska	4	11	15	N/S	36%
Valdez	24	26	26	8%	0%
Wrangell	18	10	7	N/S	N/S
Sub-total	7,250	7,948	8,278	14%	4%
Domestic Violence Cases from Other Courts	208	253	240	15%	-5%
Total	7,458	8,201	8,518	14%	4%
1st District	799	865	979	23%	13%
2nd District	282	349	365	29%	5%
3rd District	5,333	5,705	5,866	10%	3%
4th District	1,044	1,282	1,308	25%	2%

N/S - Numbers 10 or less are not compared statistically

**District Court Activity
Domestic Violence Case Dispositions - Other Courts
FY 09 - FY 11**

Court	FY 09	FY 10	FY 11	Change	
				FY 09 to FY 11	FY 10 to FY 11
Angoon	5	6	5	N/S	N/S
Aniak	9	19	25	N/S	32%
Chevak	25	48	34	36%	-29%
Emmonak	35	44	23	-34%	-48%
Fort Yukon	6	3	15	N/S	N/S
Galena	12	9	15	25%	N/S
Haines	30	17	29	-3%	71%
Healy*	6	3 served by Nenana		N/S	N/S
Hoonah	7	9	0	N/S	N/S
Kake	0	4	6	N/S	N/S
McGrath	1	1	4	N/S	N/S
Nenana	14	13	13	-7%	0%
Sand Point	12	10	6	N/S	N/S
Skagway	0	6	5	N/S	N/S
St. Marys	29	36	40	38%	11%
St. Paul	11	8	4	N/S	N/S
Tanana	2	3	4	N/S	N/S
Unalakleet	4	10	2	N/S	N/S
Yakutat	0	4	10	N/S	N/S
Total	208	253	240	15%	-5%
1st District	42	46	55	31%	20%
2nd District	4	10	2	N/S	N/S
3rd District	23	18	10	N/S	N/S
4th District	139	179	173	24%	-3%

N/S Numbers 10 or less are not compared statistically

**District Court Activity
General Civil Case Filings - Superior Court Trial Sites
FY 09 - FY 11**

Court	FY 09	FY 10	FY 11	Change	
				FY 09 to FY 11	FY 10 to FY 11
Anchorage	4,534	5,073	4,647	2%	-8%
Barrow	17	31	27	59%	-13%
Bethel	138	100	108	-22%	8%
Cordova	14	20	10	N/S	N/S
Craig	18	25	35	94%	40%
Delta Junction	9	23	23	N/S	0%
Dillingham	39	49	45	15%	-8%
Fairbanks	995	1,108	1,204	21%	9%
Glennallen	10	19	21	N/S	11%
Homer	70	112	112	60%	0%
Juneau	279	286	300	8%	5%
Kenai	273	322	393	44%	22%
Ketchikan	177	181	209	18%	15%
Kodiak	84	86	86	2%	0%
Kotzebue	13	15	24	85%	60%
Naknek	20	31	19	-5%	-39%
Nome	28	55	64	129%	16%
Palmer	870	1,514	1,530	76%	1%
Petersburg	16	31	24	50%	-23%
Seward	34	32	44	29%	38%
Sitka	63	61	88	40%	44%
Tok	9	9	13	N/S	N/S
Unalaska	32	24	36	13%	50%
Valdez	20	26	25	25%	-4%
Wrangell	14	16	26	86%	63%
Sub-total	7,776	9,249	9,113	17%	-1%
General Civil Cases from Other Courts	54	72	82	52%	14%
Total	7,830	9,321	9,195	17%	-1%
1st District	587	634	716	22%	13%
2nd District	58	101	115	98%	14%
3rd District	6,004	7,317	6,983	16%	-5%
4th District	1,181	1,269	1,381	17%	9%

N/S - Numbers 10 or less are not compared statistically

**District Court Activity
General Civil Case Filings - Other Courts
FY 09 - FY 11**

Court	FY 09	FY 10	FY 11	Change	
				FY 09 to FY 11	FY 10 to FY 11
Angoon	0	0	0	N/S	N/S
Aniak	4	4	3	N/S	N/S
Chevak	1	0	1	N/S	N/S
Emmonak	3	2	4	N/S	N/S
Fort Yukon	0	2	1	N/S	N/S
Galena	1	2	3	N/S	N/S
Haines	5	13	15	N/S	15%
Healy*	8	7	Served by Nenana	N/S	N/S
Hoonah	2	8	6	N/S	N/S
Kake	2	2	2	N/S	N/S
McGrath	4	1	0	N/S	N/S
Nenana	6	7	17	N/S	N/S
Sand Point	4	5	14	N/S	N/S
Skagway	9	5	2	N/S	N/S
St. Marys	3	3	3	N/S	N/S
St. Paul	0	4	1	N/S	N/S
Tanana	0	1	1	N/S	N/S
Unalakleet	0	0	0	N/S	N/S
Yakutat	2	6	9	N/S	N/S
Total	54	72	82	52%	14%
1st District	20	34	34	70%	0%
2nd District	0	0	0	N/S	N/S
3rd District	4	9	15	N/S	N/S
4th District	30	29	33	10%	14%

N/S - Numbers 10 or less are not compared statistically

* Healy court closed in FY10

**District Court Activity
General Civil Filings by Case Type - Superior Court Trial Sites
FY 11**

Court	Case Types			Total
	Eviction/ Real Property	Debt / Contract	Other	
Anchorage	1,689	2,626	332	4,647
Barrow	5	19	3	27
Bethel	16	80	12	108
Cordova	1	7	2	10
Craig	10	24	1	35
Delta Junction	1	22	0	23
Dillingham	10	34	1	45
Fairbanks	237	773	194	1,204
Glennallen	0	18	3	21
Homer	8	93	11	112
Juneau	54	226	20	300
Kenai	80	287	26	393
Ketchikan	54	142	13	209
Kodiak	17	61	8	86
Kotzebue	3	20	1	24
Naknek	1	18	0	19
Nome	8	45	11	64
Palmer	158	1,322	50	1,530
Petersburg	1	21	2	24
Seward	8	36	0	44
Sitka	13	69	6	88
Tok	0	13	0	13
Unalaska	1	32	3	36
Valdez	7	16	2	25
Wrangell	2	23	1	26
Sub-total	2,384	6,027	702	9,113
General Civil Cases from Other Courts	2	71	9	82
Total	2,386	6,098	711	9,195
% of Total	26.0	66.3	7.7	100.0
1st District	135	533	48	716
2nd District	16	84	15	115
3rd District	1,981	4,564	438	6,983
4th District	254	917	210	1,381

**District Court Activity
General Civil Filings by Case Type - Other Courts
FY 11**

Court	Case Types			Total
	Eviction/ Real Property	Debt / Contract	Other	
Angoon	0	0	0	0
Aniak	0	2	1	3
Chevak	0	0	1	1
Emmonak	0	3	1	4
Fort Yukon	0	1	0	1
Galena	0	3	0	3
Haines	1	13	1	15
Healy*	Served by Nenana			
Hoonah	0	6	0	6
Kake	0	1	1	2
McGrath	0	0	0	0
Nenana	0	16	1	17
Sand Point	1	13	0	14
Skagway	0	1	1	2
St. Marys	0	3	0	3
St. Paul	0	1	0	1
Tanana	0	1	0	1
Unalakleet	0	0	0	0
Yakutat	0	7	2	9
Total	2	71	9	82
% of Total	2.4	86.6	11.0	100.0
1st District	1	28	5	34
2nd District	0	0	0	0
3rd District	1	14	0	15
4th District	0	29	4	33

* Healy court closed in FY10

**District Court Activity
General Civil Case Dispositions - Superior Court Trial Sites
FY 09 - FY 11**

Court	FY 09	FY 10	FY 11	Change	
				FY 09 to FY 11	FY 10 to FY 11
Anchorage	4,849	3,968	5,756	19%	45%
Barrow	19	38	24	26%	-37%
Bethel	148	115	101	-32%	-12%
Cordova	12	13	19	58%	46%
Craig	13	22	31	138%	41%
Delta Junction	15	15	27	80%	80%
Dillingham	26	20	25	-4%	25%
Fairbanks	1,059	1,040	1,111	5%	7%
Glennallen	16	13	18	13%	38%
Homer*	55	133	111	102%	-17%
Juneau	300	294	284	-5%	-3%
Kenai	389	282	356	-8%	26%
Ketchikan	178	172	184	3%	7%
Kodiak	97	76	91	-6%	20%
Kotzebue	18	10	19	6%	N/S
Naknek	18	27	18	0%	-33%
Nome	47	49	65	38%	33%
Palmer	1,067	1,155	1,651	55%	43%
Petersburg	17	25	29	71%	16%
Seward	34	28	41	21%	46%
Sitka	62	58	75	21%	29%
Tok	8	7	14	N/S	N/S
Unalaska	35	28	20	-43%	-29%
Valdez	32	25	29	-9%	16%
Wrangell	13	21	17	31%	-19%
Sub-total	8,527	7,634	10,116	19%	33%
General Civil Cases from Other Courts	62	61	86	39%	41%
Total	8,589	7,695	10,202	19%	33%
1st District	604	616	654	8%	6%
2nd District	85	97	108	27%	11%
3rd District	6,638	5,773	8,153	23%	41%
4th District	1,262	1,209	1,287	2%	6%

N/S - Numbers 10 or less are not compared statistically

**District Court Activity
General Civil Dispositions - Other Courts
FY 09 - FY 11**

Court	FY 09	FY 10	FY 11	Change	
				FY 09 to FY 11	FY 10 to FY 11
Angoon	0	0	0	N/S	N/S
Aniak	7	4	3	N/S	N/S
Chevak	0	1	1	N/S	N/S
Emmonak	3	0	5	N/S	N/S
Fort Yukon	0	0	2	N/S	N/S
Galena	1	2	3	N/S	N/S
Haines	11	9	13	18%	N/S
Healy*	6	11	Served by Nenana	N/S	N/S
Hoonah	4	4	6	N/S	N/S
Kake	2	0	4	N/S	N/S
McGrath	2	3	0	N/S	N/S
Nenana	9	6	14	N/S	N/S
Sand Point	6	4	14	N/S	N/S
Skagway	3	7	5	N/S	N/S
St. Marys	4	5	4	N/S	N/S
St. Paul	2	1	4	N/S	N/S
Tanana	0	0	2	N/S	N/S
Unalakleet	1	0	0	N/S	N/S
Yakutat	1	4	6	N/S	N/S
Total	62	61	86	39%	41%
1st District	21	24	34	62%	42%
2nd District	1	0	0	N/S	N/S
3rd District	8	5	18	N/S	N/S
4th District	32	32	34	6%	6%

N/S - Numbers 10 or less are not compared statistically

* Healy court closed in FY10

**District Courts
General Civil Case Dispositions by Manner of Disposition -
Superior Court Trial Sites
FY 11**

Court	Stage of Disposition						Total
	Dismiss / Settle	Default Judgment	Summary Judgment	Court Trial	Jury Trial	Other	
Anchorage	3,496	1,668	418	28	6	140	5,756
Barrow	9	8	7	0	0	0	24
Bethel	40	51	9	0	0	1	101
Cordova	8	9	2	0	0	0	19
Craig	18	7	6	0	0	0	31
Delta Junction	13	5	8	1	0	0	27
Dillingham	12	10	2	0	1	0	25
Fairbanks	633	325	108	7	0	38	1,111
Glennallen	7	7	2	0	0	2	18
Homer	54	36	14	2	0	5	111
Juneau	113	101	49	0	3	18	284
Kenai	168	122	48	4	0	14	356
Ketchikan	83	66	19	11	1	4	184
Kodiak	35	36	17	1	0	2	91
Kotzebue	6	6	5	1	0	1	19
Naknek	10	5	3	0	0	0	18
Nome	16	33	15	0	0	1	65
Palmer	532	868	188	2	3	58	1,651
Petersburg	17	9	1	0	0	2	29
Seward	14	12	13	0	0	2	41
Sitka	31	26	12	2	0	4	75
Tok	5	4	1	0	0	4	14
Unalaska	7	9	3	0	0	1	20
Valdez	9	13	3	0	0	4	29
Wrangell	5	5	6	0	0	1	17
Sub-total	5,341	3,441	959	59	14	302	10,116
General Civil Cases from Other Courts	18	41	19	0	1	7	86
Total	5,359	3,482	978	59	15	309	10,202
% of Total	52.5	34.1	9.6	0.6	0.2	3.0	100.0
1st District	279	224	99	13	4	35	654
2nd District	31	47	27	1	0	2	108
3rd District	4,354	2,806	718	37	10	228	8,153
4th District	695	405	134	8	1	44	1,287

**District Court Activity
General Civil Dispositions by Manner of Disposition - Other Courts
FY 11**

Court	Stage of Disposition						Total
	Dismiss / Settle	Default Judgment	Summary Judgment	Court Trial	Jury Trial	Other	
Angoon	0	0	0	0	0	0	0
Aniak	0	2	1	0	0	0	3
Chevak	0	0	0	0	1	0	1
Emmonak	0	3	1	0	0	1	5
Fort Yukon	0	2	0	0	0	0	2
Galena	0	2	1	0	0	0	3
Haines	4	5	2	0	0	2	13
Healy*	Served by Nenana						
Hoonah	3	1	2	0	0	0	6
Kake	1	0	2	0	0	1	4
McGrath	0	0	0	0	0	0	0
Nenana	3	8	3	0	0	0	14
Sand Point	2	8	4	0	0	0	14
Skagway	3	0	0	0	0	2	5
St. Marys	0	3	1	0	0	0	4
St. Paul	0	3	1	0	0	0	4
Tanana	1	0	1	0	0	0	2
Unalakleet	0	0	0	0	0	0	0
Yakutat	1	4	0	0	0	1	6
Total	18	41	19	0	1	7	86
% of Total	20.9	47.7	22.1	0.0	1.2	8.1	100.0
1st District	12	10	6	0	0	6	34
2nd District	0	0	0	0	0	0	0
3rd District	2	11	5	0	0	0	18
4th District	4	20	8	0	1	1	34

* Healy court closed in FY10

**District Court Activity
Minor Offense Case Dispositions - Superior Court Trial Sites
FY 09 - FY 11**

Court	FY 09	FY 10	FY 11	Change	
				FY 09 to FY 11	FY 10 to FY 11
Anchorage	29,822	34,758	29,875	0%	-14%
Barrow	159	309	262	65%	-15%
Bethel	366	364	312	-15%	-14%
Cordova	125	157	192	54%	22%
Craig	281	314	335	19%	7%
Delta Junction	864	975	638	-26%	-35%
Dillingham	378	123	172	-54%	40%
Fairbanks	8,751	9,314	7,843	-10%	-16%
Glennallen	1,733	2,114	2,258	30%	7%
Homer	1,465	928	1,754	20%	89%
Juneau	2,201	7,175	2,831	29%	-61%
Kenai	6,207	6,333	7,047	14%	11%
Ketchikan	811	878	969	19%	10%
Kodiak	1,343	882	670	-50%	-24%
Kotzebue	168	120	165	-2%	38%
Naknek	150	90	69	-54%	-23%
Nome	372	241	177	-52%	-27%
Palmer	15,348	15,677	17,023	11%	9%
Petersburg	258	159	102	-60%	-36%
Seward	2,055	2,284	2,124	3%	-7%
Sitka	190	253	790	316%	212%
Tok	583	291	257	-56%	-12%
Unalaska	357	273	424	19%	55%
Valdez	350	312	315	-10%	1%
Wrangell	34	23	37	9%	61%
Sub-total	74,371	84,347	76,641	3%	-9%
Minor Offense Cases from Other Courts	2,633	2,318	1,454	-45%	-37%
Total	77,004	86,665	78,095	1%	-10%
1st District	4,118	9,119	5,352	30%	-41%
2nd District	768	721	658	-14%	-9%
3rd District	59,360	63,991	61,945	4%	-3%
4th District	12,758	12,834	10,140	-21%	-21%

**District Court Activity
Minor Offense Case Dispositions - Other Courts
FY 09 - FY 11**

Court	FY 09	FY 10	FY 11	Change	
				FY 09 to FY 11	FY 10 to FY 11
Angoon	5	13	3	N/S	N/S
Aniak	19	25	2	N/S	N/S
Chevak	0	0	0	N/S	N/S
Emmonak	227	53	74	-67%	40%
Fort Yukon	2	0	4	N/S	N/S
Galena	9	12	11	N/S	-8%
Haines	122	109	137	12%	26%
Healy*	1,316	1,064	Served by Nenana	N/S	N/S
Hoonah	44	59	32	-27%	-46%
Kake	3	1	5	N/S	N/S
McGrath	6	5	2	N/S	N/S
Nenana	595	657	877	47%	33%
Sand Point	23	52	22	-4%	-58%
Skagway	97	97	58	-40%	-40%
St. Marys	20	66	113	465%	71%
St. Paul	4	8	0	N/S	N/S
Tanana	0	8	7	N/S	N/S
Unalakleet	69	51	54	-22%	6%
Yakutat	72	38	53	-26%	39%
Total	2,633	2,318	1,454	-45%	-37%
1st District	343	317	288	-16%	-9%
2nd District	69	51	54	-22%	6%
3rd District	27	60	22	-19%	-63%
4th District	2,194	1,890	1,090	-50%	-42%

N/S - Numbers 10 or less are not compared statistically

* Healy court closed in FY10

**District Court Activity
Minor Offense Case Dispositions by Case Type - Superior Court Trial Sites
FY 11**

Court	Case Types							Total
	Equip-ment	Speeding	Imp. Driver Behavior	Maneu-vers	Alcohol / Drugs	Fish & Game	Other	
Anchorage	5,807	5,839	10,366	6,102	83	87	1,591	29,875
Barrow	16	8	2	19	1	16	200	262
Bethel	43	4	57	32	0	45	131	312
Cordova	10	16	27	4	2	53	80	192
Craig	30	93	77	11	4	67	53	335
Delta Junction	115	315	129	28	2	46	3	638
Dillingham	16	4	37	7	1	42	65	172
Fairbanks	1,798	2,209	1,872	1,220	213	104	427	7,843
Glennallen	135	1,621	366	36	6	90	4	2,258
Homer	381	637	484	100	10	67	75	1,754
Juneau	275	135	970	114	4	81	1,252	2,831
Kenai	1,963	1,860	1,991	585	27	499	122	7,047
Ketchikan	58	169	447	75	3	69	148	969
Kodiak	193	102	181	73	5	44	72	670
Kotzebue	29	7	3	11	1	7	107	165
Naknek	1	2	5	3	0	28	30	69
Nome	30	1	19	4	0	28	95	177
Palmer	3,588	6,051	4,989	1,428	85	238	644	17,023
Petersburg	2	20	13	5	0	42	20	102
Seward	255	1,033	571	112	6	108	39	2,124
Sitka	14	74	228	50	3	101	320	790
Tok	86	84	43	5	0	36	3	257
Unalaska	148	59	64	16	0	65	72	424
Valdez	59	88	68	16	0	27	57	315
Wrangell	0	0	2	1	0	25	9	37
Sub-total	15,052	20,431	23,011	10,057	456	2,015	5,619	76,641
Minor Offense Cases from Other Courts	99	658	189	47	7	96	358	1,454
Total	15,151	21,089	23,200	10,104	463	2,111	5,977	78,095
% of Total	19.4	27.0	29.7	12.9	0.6	2.7	7.7	100.0
1st District	394	515	1,795	259	14	442	1,933	5,352
2nd District	91	16	24	34	2	51	440	658
3rd District	12,556	17,317	19,151	8,486	230	1,350	2,855	61,945
4th District	2,110	3,241	2,230	1,325	217	268	749	10,140

**District Court Activity
Minor Offense Case Dispositions by Case Type - Other Courts
FY 11**

Court	Case Types							Total
	Equip- ment	Speeding	Imp. Driver Behavior	Maneu- vers	Alcohol / Drugs	Fish & Game	Other	
Angoon	0	0	1	0	0	0	2	3
Aniak	0	0	0	0	1	0	1	2
Chevak	0	0	0	0	0	0	0	0
Emmonak	0	0	0	0	0	5	69	74
Fort Yukon	0	0	0	0	0	1	3	4
Galena	0	0	0	0	0	6	5	11
Haines	12	19	40	2	0	5	59	137
Healy*	Served by Nenana							
Hoonah	1	2	11	1	0	14	3	32
Kake	0	0	0	0	0	3	2	5
McGrath	0	0	0	0	0	2	0	2
Nenana	68	627	129	35	1	11	6	877
Sand Point	0	5	2	4	5	2	4	22
Skagway	2	1	4	0	0	0	51	58
St. Marys	0	0	0	0	0	12	101	113
St. Paul	0	0	0	0	0	0	0	0
Tanana	0	2	0	5	0	0	0	7
Unalakleet	16	0	0	0	0	0	38	54
Yakutat	0	2	2	0	0	35	14	53
Total	99	658	189	47	7	96	358	1,454
% of Total	6.8	45.3	13.0	3.2	0.5	6.6	24.6	100.0
1st District	15	24	58	3	0	57	131	288
2nd District	16	0	0	0	0	0	38	54
3rd District	0	5	2	4	5	2	4	22
4th District	68	629	129	40	2	37	185	1,090

* Healy court closed in FY10

**District Courts
Minor Offense Case Types
FY 11**

Equipment

Equipment / Vehicles - Registrations, Defects and Misuse

Speeding

Improper Driver Behavior

Duties Failed - Requirements Not Met

Maneuvers - Illegal or Improper

Failure to Obey

Following Improperly

Improper Lane or Location

Passing

Reckless, Careless or Negligent Driving

Failure to Yield

Failure to Signal

Improper Turns

Wrong Way or Side

Miscellaneous Maneuvers

Alcohol and Drug

Controlled Substance Violations

Fish and Game

Unclassified Offenses

ZZZ -Tickets with 0 points added to record

Littering

Duty Failure

Curfew

Dog Tickets

Tobacco

Boat Safety

In FY07 the Alaska Court System changed the way it categorizes minor offenses for annual reporting. The traffic categories now conform to the American Association of Motor Vehicle Administrators (AAMVA) Code Dictionary. This change is intended to make Alaska's statistics easier to compile, understand and compare to those of other jurisdictions.

Deliberately left blank

Other Activity



**Population Trends
Superior Court Trial Sites
FY 11**

Court	Community Population			Change 2000 to 2010	% of Statewide Total
	U.S. Census 2000 rev. 1/1/03	U.S. Census 2010 4/1/10	Change		
Anchorage	261,634	293,376	31,742	12.1%	41.2%
Barrow	7,385	9,430	2,045	27.7%	1.3%
Bethel	14,424	16,512	2,088	14.5%	2.3%
Cordova	2,454	2,239	-215	-8.8%	0.3%
Craig	4,483	4,004	-479	-10.7%	0.6%
Delta Junction	3,942	4,920	978	24.8%	0.7%
Dillingham	4,922	4,847	-75	-1.5%	0.7%
Fairbanks	83,074	97,781	14,707	17.7%	13.7%
Glennallen	3,231	3,210	-21	-0.6%	0.4%
Homer	12,736	13,899	1,163	9.1%	2.0%
Juneau	31,365	31,406	41	0.1%	4.4%
Kenai	31,365	35,382	4,017	12.8%	5.0%
Ketchikan	15,635	14,969	-666	-4.3%	2.1%
Kodiak	13,913	13,592	-321	-2.3%	1.9%
Kotzebue	7,208	7,523	315	4.4%	1.1%
Naknek	3,081	2,628	-453	-14.7%	0.4%
Nome	6,694	6,934	240	3.6%	1.0%
Palmer	59,322	88,995	29,673	50.0%	12.5%
Petersburg	3,506	3,269	-237	-6.8%	0.5%
Seward	5,539	6,000	461	8.3%	0.8%
Sitka	9,111	9,041	-70	-0.8%	1.3%
Tok	2,232	2,012	-220	-9.9%	0.3%
Unalaska	5,494	5,829	335	6.1%	0.8%
Valdez	4,242	4,063	-179	-4.2%	0.6%
Wrangell	2,488	2,369	-119	-4.8%	0.3%
Sub-total	599,480	684,230	84,750	14.1%	96.2%
Population from other Communities	27,451	26,990	-461	-1.7%	3.8%
Total	626,931	711,220	84,289	13.4%	100.0%
1st District	73,082	70,996	-2,086	-2.9%	10.0%
2nd District	23,789	26,445	2,656	11.2%	3.7%
3rd District	409,569	475,617	66,048	16.1%	66.9%
4th District	120,491	138,162	17,671	14.7%	19.4%

**Population Trends
Other Courts
FY 11**

Court	Community Population			Change 2000 to 2010	% of Statewide Total
	U.S. Census 2000 rev. 1/1/03	U.S. Census 2010 4/1/10	Change		
Angoon	572	459	-113	-19.8%	0.1%
Aniak	2,296	2,604	308	13.4%	0.4%
Chevak	2,257	2,519	262	11.6%	0.3%
Emmonak	2,185	2,217	32	1.5%	0.3%
Fort Yukon	1,289	1,354	65	5.0%	0.2%
Galena	2,016	1,839	-177	-8.8%	0.2%
Haines	2,531	2,603	72	2.8%	0.4%
Healy*	Served by Nenana				
Hoonah	1,011	795	-216	-21.4%	0.1%
Kake	710	557	-153	-21.5%	0.1%
McGrath	602	505	-97	-16.1%	0.1%
Nenana	3,280	2,902	-378	-11.5%	0.4%
Sand Point	952	976	24	2.5%	0.1%
Skagway	862	862	0	0.0%	0.1%
St. Marys	2,586	2,751	165	6.4%	0.4%
St. Paul	684	581	-103	-15.1%	0.1%
Tanana	308	246	-62	-20.1%	0.0%
Unalakleet	2,502	2,558	56	2.2%	0.4%
Yakutat	808	662	-146	-18.1%	0.1%
Total	27,451	26,990	-461	-1.7%	3.8%

* Healy court closed in FY10

**Distribution of Population, Police and Lawyers
Superior Court Trial Sites
FY 11**

Court	Population U.S. Census 2010 4/1/10	Total Number of Police	Police per Thousand Population	Total Number of Lawyers	Lawyers per Thousand Population
Anchorage	293,376	550	1.9	2,063	7.0
Barrow	9,430	45	4.8	15	1.6
Bethel	16,512	47	2.8	34	2.1
Cordova	2,239	14	6.3	5	2.2
Craig	4,004	12	3.0	0	-
Delta Junction	4,920	6	1.2	4	0.8
Dillingham	4,847	21	4.3	11	2.3
Fairbanks	97,781	159	1.6	253	2.6
Glennallen	3,210	6	1.9	0	-
Homer	13,899	24	1.7	18	1.3
Juneau	31,406	80	2.5	287	9.1
Kenai	35,382	83	2.3	88	2.5
Ketchikan	14,969	49	3.3	48	3.2
Kodiak	13,592	32	2.4	24	1.8
Kotzebue	7,523	17	2.3	6	0.8
Naknek	2,628	10	3.8	1	0.4
Nome	6,934	28	4.0	14	2.0
Palmer	88,995	118	1.3	133	1.5
Petersburg	3,269	16	4.9	4	1.2
Seward	6,000	17	2.8	5	0.8
Sitka	9,041	35	3.9	25	2.8
Tok	2,012	5	2.5	2	1.0
Unalaska	5,829	6	1.0	0	-
Valdez	4,063	11	2.7	4	1.0
Wrangell	2,369	10	4.2	2	0.8
Sub-total	684,230	1,401	2.0	3,046	4.5
Statistics from Other Communities	26,990	61	2.3	10	0.4
Total	711,220	1,462	2.1	3,056	4.3
1st District	70,996	226	3.2	372	5.2
2nd District	26,445	93	3.5	36	1.4
3rd District	475,617	902	1.9	2,352	4.9
4th District	138,162	241	1.7	296	2.1

Note: Police statistics were obtained from the Department of Public Safety and Alaska Police Standards Council (October 2010) and lawyer statistics were obtained from the Alaska Bar Association (October 2010).

**Distribution of Population, Police and Lawyers
Other Courts
FY 11**

Court	Population U.S. Census 2010 4/1/10	Total Number of Police	Police per Thousand Population	Total Number of Lawyers	Lawyers per Thousand Population
Angoon	459	0	-	0	-
Aniak	2,604	5	1.9	0	-
Chevak	2,519	0	-	1	0.4
Emmonak	2,217	3	1.4	0	-
Fort Yukon	1,354	3	2.2	1	0.7
Galena	1,839	5	2.7	0	-
Haines	2,603	6	2.3	5	1.9
Healy*	Served by Nenana				
Hoonah	795	4	5.0	0	-
Kake	557	3	5.4	0	-
McGrath	505	2	4.0	0	-
Nenana	2,902	3	1.0	0	-
Sand Point	976	4	4.1	0	-
Skagway	862	8	9.3	0	-
St. Marys	2,751	3	1.1	1	0.4
St. Paul	581	6	10.3	0	-
Tanana	246	0	-	0	-
Unalakleet	2,558	3	1.2	1	0.4
Yakutat	662	3	4.5	1	1.5
Total	26,990	61	2.3	10	0.4

Note: Police statistics were obtained from the Department of Public Safety and Alaska Police Standards Council (November 2011) and lawyer statistics were obtained from the Alaska Bar Association (November 2011).

* Healy court closed in FY10

**Authorized Judicial Positions
Superior Court Trial Sites
FY 11**

Court	Superior Court Judges	District Court Judges	Magistrates	Masters	Total¹	% of Statewide Total
Anchorage	15	10	5	7	37	31.8%
Barrow	1		1		2	1.7%
Bethel	2	1	1		4	3.4%
Cordova			1		1	0.9%
Craig			1		1	0.9%
Delta Junction			1		1	0.9%
Dillingham	1		1		2	1.7%
Fairbanks	6	3	3		12	10.3%
Glennallen			1		1	0.9%
Homer		1			1	0.9%
Juneau	2	2		1	5	4.3%
Kenai	3	1	2		6	5.1%
Ketchikan	2	1	1		4	3.4%
Kodiak	1		1		2	1.7%
Kotzebue	1		1		2	1.7%
Naknek			1		1	0.9%
Nome	1		1		2	1.7%
Palmer	4	3	1		8	6.9%
Petersburg			1		1	0.9%
Seward			1		1	0.9%
Sitka	1		1		2	1.7%
Tok			1		1	0.9%
Unalaska			1		1	0.9%
Valdez		1			1	0.9%
Wrangell			1		1	0.9%
Sub-total	40	23	29	8	100	86.2%
Positions from Other Courts	0	0	16	0	16	13.8%
Total	40	23	45	8	116	100.0%
1st District	5	3	11	1	20	17.2%
2nd District	3	0	4	0	7	6.0%
3rd District	24	16	17	7	64	55.2%
4th District	8	4	13	0	25	21.6%

¹Does not include temporary positions used for pro tem judges.

**Authorized Judicial Positions
Other Courts
FY 11**

Court	Superior Court Judges	District Court Judges	Magistrates	Masters	Total	% of Statewide Total ²
Angoon			1		1	0.9%
Aniak			1		1	0.9%
Chevak			1		1	0.9%
Emmonak			1		1	0.9%
Fort Yukon			1		1	0.9%
Galena			1		1	0.9%
Haines			1		1	0.9%
Healy*			Served by Nenana			0.0%
Hoonah			1		1	0.9%
Kake			1		1	0.9%
McGrath			Served by Aniak			0.0%
Nenana			1		1	0.9%
Sand Point			Served by Valdez			0.0%
Skagway			1		1	0.9%
St. Marys			1		1	0.9%
St. Paul			Served by Seward			0.0%
Tanana			Served by Galena			0.0%
Unalakleet			1		1	0.9%
Yakutat			1		1	0.9%
Other ¹			2		2	1.7%
Total	0	0	16	0	16	13.8%

¹Magistrate positions authorized for communities currently served by judicial officers from other court locations.

²Rounded percentages do not equal the summed total.

* Healy court closed in FY10

**Authorized Non-Judicial Positions
Superior Court Trial Sites
FY 11**

Court	Positions by Range (Includes part-time positions)					% of Statewide Total
	Below 10	10 Through 12	13 Through 16	Over 16	Total	
Anchorage	6	149	43	14	212	42.2%
Barrow		5	2		7	1.4%
Bethel		11	4	2	17	3.4%
Cordova		1	1		2	0.4%
Craig		3			3	0.6%
Delta Junction		1			1	0.2%
Dillingham		4	2		6	1.2%
Fairbanks	4	46	18	6	74	14.7%
Glennallen		1	1		2	0.4%
Homer		4	1		5	1.0%
Juneau		19	6	3	28	5.6%
Kenai		22	5	1	28	5.6%
Ketchikan		12	3	3	18	3.6%
Kodiak		7	2		9	1.8%
Kotzebue		6	2		8	1.6%
Naknek		1			1	0.2%
Nome		5	4	1	10	2.0%
Palmer		34	7	1	42	8.3%
Petersburg		1	1		2	0.4%
Seward		3	1		4	0.8%
Sitka		4	2		6	1.2%
Tok		1			1	0.2%
Unalaska		2			2	0.4%
Valdez		1	1		2	0.4%
Wrangell		2			2	0.4%
Sub-total	10	345	106	31	492	98.0%
Positions from Other Courts	0	10	0	0	10	2.0%
Total	10	355	106	31	502	100.0%
1st District	0	44	12	6	62	12.4%
2nd District	0	16	8	1	25	5.0%
3rd District	6	229	64	16	315	62.7%
4th District	4	66	22	8	100	19.9%

**Authorized Non-Judicial Positions
Other Courts
FY 11**

Court	Positions by Range (Includes part-time positions)					% of Statewide Total	
	Below 10	10 Through 12	13 Through 16	Over 16	Total		
Angoon					0	0.0%	
Aniak		1			1	0.2%	
Chevak		1			1	0.2%	
Emmonak		1			1	0.2%	
Fort Yukon					0	0.0%	
Galena		1			1	0.2%	
Haines		1			1	0.2%	
Healy*	Served by Nenana						
Hoonah		1			1	0.2%	
Kake		1			1	0.2%	
McGrath					0	0.0%	
Nenana		2			2	0.4%	
Sand Point					0	0.0%	
Skagway					0	0.0%	
St. Marys		1			1	0.2%	
St. Paul					0	0.0%	
Tanana					0	0.0%	
Unalakleet					0	0.0%	
Yakutat					0	0.0%	
Other ¹					0	0.0%	
Total	0	10	0	0	10	2.0%	

¹ Other authorized court locations.

* Healy court closed in FY10

Operating Costs (Thousands of Dollars)
Superior Court Trial Sites
FY 11

Court	Personnel	Other ¹	Total	% of Statewide Total	Dollar Cost Per Case Filed	
					All Filings	Non-Traffic Filings
Anchorage	\$22,399.1	\$5,284.0	\$27,683.1	36.9%	\$413	\$754
Barrow	\$971.4	\$591.5	\$1,562.9	2.1%	1,215	1,633
Bethel	\$2,569.3	\$1,391.8	\$3,961.1	5.3%	1,430	1,636
Cordova	\$113.8	\$141.5	\$255.3	0.3%	633	1,166
Craig	\$312.8	\$165.3	\$478.1	0.6%	553	912
Delta Junction	\$225.0	\$30.1	\$255.1	0.3%	298	1,124
Dillingham	\$919.8	\$310.9	\$1,230.7	1.6%	1,243	1,510
Fairbanks	\$8,818.0	\$1,878.3	\$10,696.3	14.2%	583	1,042
Glennallen	\$317.8	\$119.7	\$437.5	0.6%	155	1,272
Homer	\$561.7	\$356.0	\$917.7	1.2%	287	757
Juneau	\$2,911.0	\$1,348.2	\$4,259.2	5.7%	540	1,096
Kenai	\$3,004.5	\$593.1	\$3,597.6	4.8%	309	817
Ketchikan	\$2,118.1	\$233.2	\$2,351.3	3.1%	712	1,006
Kodiak	\$1,212.5	\$165.0	\$1,377.5	1.8%	801	1,316
Kotzebue	\$1,059.5	\$282.7	\$1,342.2	1.8%	964	1,097
Naknek	\$148.1	\$82.4	\$230.5	0.3%	524	644
Nome	\$1,412.0	\$366.2	\$1,778.2	2.4%	1,221	1,367
Palmer	\$4,862.7	\$939.0	\$5,801.7	7.7%	216	698
Petersburg	\$244.4	\$197.0	\$441.4	0.6%	1,101	1,501
Seward	\$438.7	\$71.7	\$510.4	0.7%	186	882
Sitka	\$879.3	\$140.8	\$1,020.1	1.4%	613	1,200
Tok	\$175.7	\$140.4	\$316.1	0.4%	707	1,776
Unalaska	\$295.2	\$298.0	\$593.2	0.8%	834	1,951
Valdez	\$526.4	\$34.6	\$561.0	0.8%	770	1,403
Wrangell	\$251.0	\$111.2	\$362.2	0.5%	1,211	1,388
Sub-total	\$56,747.8	\$15,272.6	\$72,020.4	95.9%	\$450	\$907
Operating Costs from Other Courts	\$2,193.3	\$880.0	\$3,073.3	4.1%	\$770	\$1,239
Total ²	\$58,941.1	\$16,152.6	\$75,093.7	100.0%	\$457	\$917
1st District	\$7,312.0	\$2,526.1	\$9,838.1	13.1%	\$654	\$1,156
2nd District	\$3,587.4	\$1,259.4	\$4,846.8	6.4%	\$1,124	\$1,343
3rd District	\$34,800.3	\$8,433.6	\$43,233.9	57.6%	\$362	\$787
4th District	\$13,241.4	\$3,933.5	\$17,174.9	22.9%	\$678	\$1,156

¹ "Other" includes contractual services, travel, equipment, and supplies.

² Total excludes \$378,000 in grant funds and \$352,400 for interagency receipts which are not allocable to a specific court location.

Operating Costs (Thousands of Dollars)
Other Courts
FY 11

Court	Personnel	Other ¹	Total	% of Statewide Total	Dollar Cost Per Case Filed	
					All Filings	Non-Traffic Filings
Angoon	\$45.4	\$38.1	\$83.5	0.1%	\$1,740	\$1,856
Aniak	\$224.8	\$52.8	\$277.6	0.4%	1,186	1,218
Chevak	\$176.7	\$56.6	\$233.3	0.3%	540	545
Emmonak	\$223.7	\$54.7	\$278.4	0.4%	627	814
Fort Yukon	\$103.3	\$28.2	\$131.5	0.2%	1,342	1,429
Galena	\$217.5	\$61.3	\$278.8	0.4%	1,810	1,977
Haines	\$174.5	\$61.7	\$236.2	0.3%	1,099	1,763
Healy*	Served by Nenana					
Hoonah	\$130.9	\$31.5	\$162.4	0.2%	1,608	2,354
Kake	\$115.5	\$117.8	\$233.3	0.3%	9,332	12,279
McGrath	\$0.0	\$12.4	\$12.4	0.0%	302	318
Nenana	\$309.5	\$165.1	\$474.6	0.6%	448	2,825
Sand Point	\$0.0	\$19.7	\$19.7	0.1%	89	101
Skagway	\$49.8	\$32.3	\$82.1	0.1%	684	3,284
St. Marys	\$197.9	\$54.3	\$252.2	0.3%	578	819
St. Paul	\$0.0	\$18.0	\$18.0	0.0%	474	474
Tanana	\$0.0	\$7.5	\$7.5	0.0%	313	441
Unalakleet	\$144.5	\$19.0	\$163.5	0.2%	919	1,287
Yakutat	\$79.3	\$49.0	\$128.3	0.2%	1,043	2,005
Total	\$2,193.3	\$880.0	\$3,073.3	4.1%	\$770	\$1,239

¹ "Other" includes contractual services, travel, equipment, and supplies.

* Healy court closed in FY10

**Distribution of Population, Costs, Judicial Positions, Filings, and Dispositions
Superior Court Trial Sites
FY 11**

Court	Percentage of Statewide Statistics				
	Population	Operating Costs	Judicial Positions	Case Filings	Case Dispositions
Anchorage	41.2%	36.9%	31.8%	40.8%	42.4%
Barrow	1.3%	2.1%	1.7%	0.8%	0.7%
Bethel	2.3%	5.3%	3.4%	1.7%	1.6%
Cordova	0.3%	0.3%	0.9%	0.3%	0.3%
Craig	0.6%	0.6%	0.9%	0.5%	0.6%
Delta Junction	0.7%	0.3%	0.9%	0.5%	0.5%
Dillingham	0.7%	1.6%	1.7%	0.6%	0.6%
Fairbanks	13.7%	14.2%	10.3%	11.2%	11.2%
Glennallen	0.4%	0.6%	0.9%	1.7%	1.6%
Homer	2.0%	1.2%	0.9%	2.0%	1.8%
Juneau	4.4%	5.7%	4.3%	4.8%	4.2%
Kenai	5.0%	4.8%	5.1%	7.1%	7.1%
Ketchikan	2.1%	3.1%	3.4%	2.0%	2.0%
Kodiak	1.9%	1.8%	1.7%	1.0%	1.0%
Kotzebue	1.1%	1.8%	1.7%	0.9%	0.8%
Naknek	0.4%	0.3%	0.9%	0.3%	0.2%
Nome	1.0%	2.4%	1.7%	0.9%	0.9%
Palmer	12.5%	7.7%	6.9%	16.3%	15.7%
Petersburg	0.5%	0.6%	0.9%	0.2%	0.2%
Seward	0.8%	0.7%	0.9%	1.7%	1.7%
Sitka	1.3%	1.4%	1.7%	1.0%	1.0%
Tok	0.3%	0.4%	0.9%	0.3%	0.3%
Unalaska	0.8%	0.8%	0.9%	0.4%	0.5%
Valdez	0.6%	0.8%	0.9%	0.4%	0.5%
Wrangell	0.3%	0.5%	0.9%	0.2%	0.2%
Sub-total	96.2%	95.9%	86.2%	97.6%	97.6%
Percentages from Other Courts	3.8%	4.1%	13.8%	2.4%	2.4%
Total	100.0%	100.0%	100.0%	100.0%	100.0%
1st District	10.0%	13.1%	17.2%	9.2%	8.5%
2nd District	3.7%	6.4%	6.0%	2.6%	2.5%
3rd District	66.9%	57.6%	55.2%	72.8%	73.6%
4th District	19.4%	22.9%	21.6%	15.4%	15.4%

**Distribution of Population, Costs, Judicial Positions, Filings, and Dispositions
Other Courts
FY 11**

Court	Percentage of Statewide Statistics				
	Population	Operating Costs	Judicial Positions ²	Case Filings	Case Dispositions
Angoon	0.1%	0.1%	0.9%	0.0%	0.0%
Aniak	0.4%	0.4%	0.9%	0.1%	0.1%
Chevak	0.3%	0.3%	0.9%	0.3%	0.3%
Emmonak	0.3%	0.4%	0.9%	0.3%	0.2%
Fort Yukon	0.2%	0.2%	0.9%	0.1%	0.1%
Galena	0.2%	0.4%	0.9%	0.1%	0.1%
Haines	0.4%	0.3%	0.9%	0.1%	0.2%
Healy*	Served by Nenana				
Hoonah	0.1%	0.2%	0.9%	0.1%	0.1%
Kake	0.1%	0.3%	0.9%	0.0%	0.0%
McGrath	0.1%	0.0%	0.0%	0.0%	0.0%
Nenana	0.4%	0.6%	0.9%	0.6%	0.7%
Sand Point	0.1%	0.1%	0.0%	0.1%	0.1%
Skagway	0.1%	0.1%	0.9%	0.1%	0.1%
St. Marys	0.4%	0.3%	0.9%	0.3%	0.2%
St. Paul	0.1%	0.0%	0.0%	0.0%	0.0%
Tanana	0.0%	0.0%	0.0%	0.0%	0.0%
Unalakleet	0.4%	0.2%	0.9%	0.1%	0.1%
Yakutat	0.1%	0.2%	0.9%	0.1%	0.1%
Other ¹			1.7%		
Total	3.8%	4.1%	13.8%	2.4%	2.4%

¹Magistrate positions authorized for communities currently served by judicial officers from other court locations.

²Rounded percentages do not equal the summed total.

* Healy court closed in FY10

**Filings per Judicial Position
Superior Court Trial Sites
FY 11**

Court	Superior Court	District Court	Total	% of State-wide Total	Filings per Judicial Position
Anchorage	10,585	56,402	66,987	40.8%	1,810.5
Barrow	222	1,064	1,286	0.8%	643.0
Bethel	782	1,988	2,770	1.7%	692.5
Cordova	42	361	403	0.3%	403.0
Craig	81	783	864	0.5%	864.0
Delta Junction	39	817	856	0.5%	856.0
Dillingham	207	783	990	0.6%	495.0
Fairbanks	2,869	15,483	18,352	11.2%	1,529.3
Glennallen	71	2,751	2,822	1.7%	2,822.0
Homer	317	2,881	3,198	2.0%	3,198.0
Juneau	1,158	6,732	7,890	4.8%	1,578.0
Kenai	1,216	10,417	11,633	7.1%	1,938.8
Ketchikan	561	2,741	3,302	2.0%	825.5
Kodiak	300	1,420	1,720	1.0%	860.0
Kotzebue	286	1,107	1,393	0.9%	696.5
Naknek	67	373	440	0.3%	440.0
Nome	378	1,078	1,456	0.9%	728.0
Palmer	2,230	24,594	26,824	16.3%	3,353.0
Petersburg	72	329	401	0.2%	401.0
Seward	112	2,638	2,750	1.7%	2,750.0
Sitka	191	1,474	1,665	1.0%	832.5
Tok	20	427	447	0.3%	447.0
Unalaska	50	661	711	0.4%	711.0
Valdez	94	635	729	0.4%	729.0
Wrangell	70	229	299	0.2%	299.0
Sub-total	22,020	138,168	160,188	97.6%	1601.9
Statistics from Other Courts	420	3,572	3,992	2.4%	249.5
Total	22,440	141,740	164,180	100.0%	1,415.3
1st District	2,153	12,900	15,053	9.2%	752.7
2nd District	904	3,409	4,313	2.6%	616.1
3rd District	15,342	104,124	119,466	72.8%	1,866.7
4th District	4,041	21,307	25,348	15.4%	1,013.9

**Filings per Judicial Position
Other Courts
FY 11**

Court	Superior Court	District Court	Total	% of State-wide Total	Filings per Judicial Position
Angoon	4	44	48	0.0%	48.0
Aniak	52	182	234	0.1%	234.0
Chevak	72	360	432	0.3%	432.0
Emmonak	70	374	444	0.3%	444.0
Fort Yukon	15	83	98	0.1%	98.0
Galena	33	121	154	0.1%	154.0
Haines	9	206	215	0.1%	215.0
Healy*	Served by Nenana				
Hoonah	3	98	101	0.1%	101.0
Kake	1	24	25	0.0%	25.0
McGrath	11	30	41	0.0%	N/S
Nenana	19	1,041	1,060	0.6%	1,060.0
Sand Point	38	183	221	0.1%	N/S
Skagway	0	120	120	0.1%	120.0
St. Marys	56	380	436	0.3%	436.0
St. Paul	13	25	38	0.0%	N/S
Tanana	3	21	24	0.0%	N/S
Unalakleet	18	160	178	0.1%	178.0
Yakutat	3	120	123	0.1%	123.0
Total	420	3,572	3,992	2.4%	249.5

N/S - Numbers 10 or less are not compared statistically

* Healy court closed in FY10

**Dispositions per Judicial Position
Superior Court Trial Sites
FY 11**

Court	Superior Court	District Court	Total	% of State-wide Total	Dispositions per Judicial Position
Anchorage	10,563	57,520	68,083	42.4%	1,840.1
Barrow	190	936	1,126	0.7%	563.0
Bethel	696	1,950	2,646	1.6%	661.5
Cordova	36	378	414	0.3%	414.0
Craig	74	805	879	0.6%	879.0
Delta Junction	36	836	872	0.5%	872.0
Dillingham	184	767	951	0.6%	475.5
Fairbanks	2,801	15,145	17,946	11.2%	1,495.5
Glennallen	65	2,539	2,604	1.6%	2,604.0
Homer	319	2,601	2,920	1.8%	2,920.0
Juneau	1,062	5,610	6,672	4.2%	1,334.4
Kenai	1,231	10,235	11,466	7.1%	1,911.0
Ketchikan	512	2,676	3,188	2.0%	797.0
Kodiak	289	1,384	1,673	1.0%	836.5
Kotzebue	280	1,022	1,302	0.8%	651.0
Naknek	54	331	385	0.2%	385.0
Nome	341	1,106	1,447	0.9%	723.5
Palmer	1,893	23,356	25,249	15.7%	3,156.1
Petersburg	70	319	389	0.2%	389.0
Seward	94	2,609	2,703	1.7%	2,703.0
Sitka	190	1,442	1,632	1.0%	816.0
Tok	24	415	439	0.3%	439.0
Unalaska	62	677	739	0.5%	739.0
Valdez	99	623	722	0.5%	722.0
Wrangell	66	211	277	0.2%	277.0
Sub-total	21,231	135,493	156,724	97.6%	1567.2
Statistics from Other Courts	316	3,559	3,875	2.4%	242.2
Total	21,547	139,052	160,599	100.0%	1,384.5
1st District	1,987	11,702	13,689	8.5%	684.5
2nd District	829	3,223	4,052	2.5%	578.9
3rd District	14,934	103,202	118,136	73.6%	1,845.9
4th District	3,797	20,925	24,722	15.4%	988.9

**Dispositions per Judicial Position
Other Courts
FY 11**

Court	Superior Court	District Court	Total	% of State-wide Total	Dispositions per Judicial Positions
Angoon	2	45	47	0.0%	47.0
Aniak	46	181	227	0.1%	227.0
Chevak	37	365	402	0.3%	402.0
Emmonak	46	350	396	0.2%	396.0
Fort Yukon	15	95	110	0.1%	110.0
Galena	31	138	169	0.1%	169.0
Haines	8	258	266	0.2%	266.0
Healy	Served by Nenana				
Hoonah	1	100	101	0.1%	101.0
Kake	1	27	28	0.0%	28.0
McGrath	7	27	34	0.0%	N/S
Nenana	16	1,040	1,056	0.7%	1,056.0
Sand Point	35	152	187	0.1%	N/S
Skagway	0	83	83	0.1%	83.0
St. Marys	41	359	400	0.2%	400.0
St. Paul	10	30	40	0.0%	N/S
Tanana	1	24	25	0.0%	N/S
Unalakleet	18	159	177	0.1%	177.0
Yakutat	1	126	127	0.1%	127.0
Total	316	3,559	3,875	2.4%	242.2

N/S - Numbers 10 or less are not compared statistically
 * Healy court closed in FY10